

HANSRAJ PUBLICSCHOOL


SECTOR 6, PANCHKULA

Summer Assignment | Class VII

Name: _____ Section: _____ Roll No: _____

Happy Holidays!

Here's wishing you all the joys of the summer season.



Message from Principal



Dear children

Greetings and wishes for your good health and safety!

Learn from yesterday, live for today, hope for tomorrow. Remember, self-belief and hard work will always earn you success.

We began this session with a hope that we will be seeing you in the school but because of the pandemic, once again you all have been attending virtual school with regularity. It gives me immense pleasure to say that Hansarians are working hard on all aspects of learning, taking part in a number of activities.

Now, dear children, it is time for the much awaited summer vacation. These vacations like the last year are going to be different than any before. To keep safe and healthy you will be staying indoors and are not going out to visit places and people. Nevertheless you can utilize this leisure time to improve upon your skills and learn new ones. It is an excellent opportunity for you to become friends with books. Reading stories will help you expand your mind, your language skills and your understanding of people, cultures and practices beyond your scope. Those who read always have an edge over others.

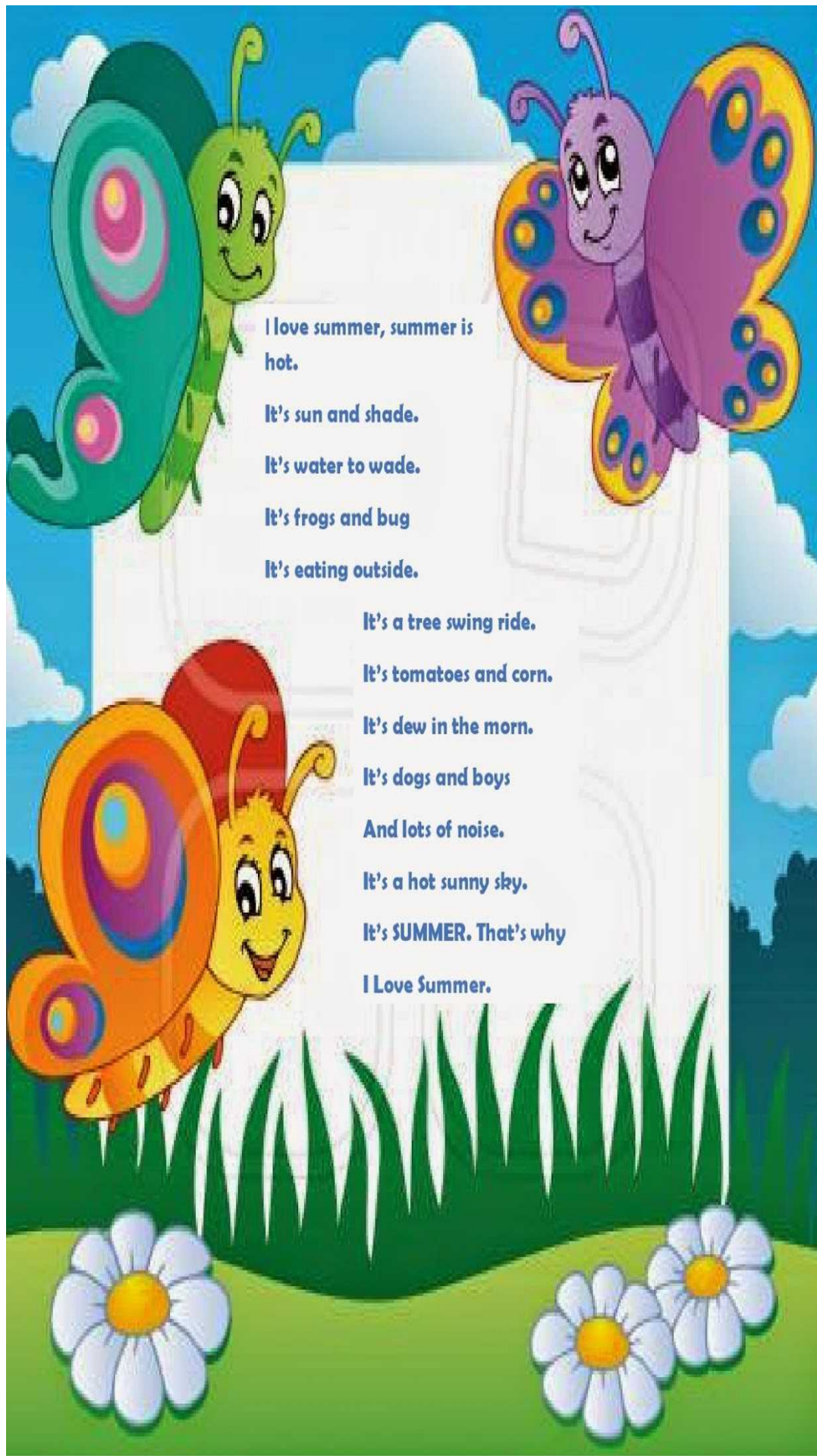
Enjoy this unrestricted time your family members, listen to their stories about times before and share with them what you think about things around you. Learn new things, develop a hobby and indulge in activities which exercise your body and mind. Let technology enable you to gain insight into subjects of interest ,use it as an aid to visit places virtually and learn about people who made a difference.

The most important thing, dear children, is to keep asking questions. Questions help us to find answers. You are full of potential and promise so gear up and spread your imagination and use these holidays to further enhance your skills and personality.

The holiday homework has been planned to help you to not only revise the concepts learnt but also to explore and stretch your knowledge. So enjoy and learn as you complete the tasks set for homework.

Stay home, stay safe!

Jaya Bhardwaj



I love summer, summer is hot.

It's sun and shade.

It's water to wade.

It's frogs and bug

It's eating outside.

It's a tree swing ride.

It's tomatoes and corn.

It's dew in the morn.

It's dogs and boys

And lots of noise.

It's a hot sunny sky.

It's **SUMMER**. That's why

I Love Summer.



**HANSRAJ PUBLIC SCHOOL
SECTOR 6, PANCHKULA
CLASS VII SUBJECT ENGLISH
HOLIDAY HOMEWORK (2021-22)**

Dear students, it's that time of the year when we take a pause, reflect on the year gone by and enjoy the summer break. A break from the routine so that we can refresh ourselves and prepare for the coming term. A break from routine does not indicate a scattered life, without a schedule.

So children, put on your thinking caps, be creative, imaginative and innovative in preparing your summer project. You can't go out, but who said you can't visit places. To fan your imagination, all of you are assigned to prepare a TRAVEL BROCHURE.

India is a land of diversity. The rich cultural heritage is hidden like a gem in every corner of the peninsula. Design a TRAVEL BROCHURE to talk about the states assigned to you.

The brochure may contain:

1. Name and geographical location
2. Traditional food and dress
3. Folk songs and dance
4. Fruits/crops/industry
5. Sports played
6. Historical information of the state
7. Places of visit
8. Put the gender index and literacy rate in a bar graph/pie chart
9. Any other information you would like to add.
10. Put this in a creative template and not a project file.

11. You may refer to the links provided for more information:

<https://youtu.be/bKtgbDCvhyQ>

<https://youtu.be/yv58fnGT9j8>

12. Plan your work in the given format:

Roll number 1 to 10 : Northern States

Roll number 11 to 20: Southern States

Roll number 21 to 30 : Western States

Roll number 31 onwards : Eastern States

NOTE : Take the state of Madhya Pradesh as a marker for the centre.

Pour out your creative juices and use lots of colours and pictures to illustrate.

LET'S REVISE GRAMMAR:

In the Cordova Workbook, attempt:

1. ADJECTIVES: page 39, exercise J
2. ARTICLES : page 43 to 47 ,exercises B,D,K
3. VERBS: page 49 to 55 , exercises B,D,F
4. MODALS: page 88 to 92 , exercises A,B,H
5. UNDERSTANDING WORDS BETTER: page 224,exercise B

MY ENGLISH READER:

Read Unit 2 RELATIONSHIPS and attempt:

A3. The Wonder of Grandparents



**HANSRAJ PUBLIC SCHOOL
SECTOR 6, PANCHKULA
CLASS VII SUBJECT HINDI
HOLIDAY HOMEWORK (2021-22)**

प्रश्न:-1 नीचे दिए गए सभी पृष्ठ वीवा हिंदी व्याकरण में से दिए गए हैं (जो आपको व्याकरण की पुस्तक लगवाई गई है) ।

- क) अपठित गद्यांश - पृष्ठ 175,176 पर अभ्यास के रूप में दिए गए 1 से 4 तक अपठित गद्यांश को पढ़कर पूछे गए प्रश्नों के उत्तर अलग A4 शीट पर कीजिए।
- ख) चित्र वर्णन -पृष्ठ 154-155 पर दिए गए चित्रों का वर्णन 80 से 100 शब्दों में अलग A4 शीट पर अथवा व्याकरण की पुस्तक में ही कीजिए ।
- ग) मुहावरे – पृष्ठ 134 135 पर दिए गए एक से बीस तक मुहावरे तथा उनके अर्थ व वाक्य ध्यान से पढ़ें एवं याद करें ।
- घ) लिंग- पृष्ठ 55 से 58 तक -दिए गए पुल्लिंग - स्त्रीलिंग शब्द पढ़ें एवं अभ्यास के रूप में पृष्ठ 59 ,60,61 पर दिए गए 2 से 9 प्रश्नों के उत्तर व्याकरण की पुस्तक में ही लिखें।
- ङ) वचन - पृष्ठ 62,63 एवं 64 पर दिए गए एकवचन तथा बहुवचन शब्दों को पढ़ें एवं पृष्ठ 65 एवं 66 पर पूछे गए 2 से 6 प्रश्नों के उत्तर व्याकरण की पुस्तक में ही लिखें ।
- च) संज्ञा - पृष्ठ 53 ,54 पर दिए गए 2 से 7 प्रश्नों के उत्तर व्याकरण की पुस्तक में ही लिखें।
- छ) सर्वनाम – पृष्ठ 76,77- पर दिए गए 2 से 7 प्रश्नों के उत्तर व्याकरण की पुस्तक में ही लिखें ।
- ज) विलोम शब्द- पृष्ठ 119 120 पर दिए गए विलोम शब्द याद करें ।

प्रश्न 2) 'सुवास' भाग दो कहानियों की पुस्तक में से पहली पाँच कहानियाँ पढ़ें एवं अभ्यास के रूप में पूछे गए बहु वैकल्पिक प्रश्न, रिक्त स्थान भरें अथवा सत्य-असत्य कथन पुस्तक में ही कीजिए तथा 'नौवाँ वज़ीर' नामक कहानी को संवाद के रूप में अलग A4 शीट पर लिखें ।

प्रश्न 3) भारत के किन्हीं पाँच राज्यों में बोली जाने वाली भाषाएँ, उनकी वेशभूषा और व्यंजनों के विषय में पता लगाएँ । इससे संबंधित चित्र एक फाइल में लगाएँ एवं उनके विषय में लिखें।

प्रश्न 4) नीचे दिए गए विषयों में से अपने अपने अनुक्रमांक के अनुसार एक विषय पर गतिविधि बनाएँ:-

- क) अनुक्रमांक 1 से 20 तक के छात्र किन्हीं 20 विलोम शब्दों की सहायता से A3 शीट पर वर्ग पहली बनाएँ ।
- ख) अनुक्रमांक 21 से अंत तक के छात्र संज्ञा, सर्वनाम, मुहावरे, विलोम शब्द, लिंग, वचन आदि व्याकरण के विषयों से साँप सीढ़ी का खेल एक चार्ट पेपर पर बनाएँ ।



**HANSRAJ PUBLIC SCHOOL
SECTOR 6, PANCHKULA
CLASS VII SUBJECT PUNJABI
HOLIDAY HOMEWORK (2021-22)**

ਪ੍ਰਸ਼ਨ 1. : ਕਿਸੇ ਇੱਕ ਦ੍ਰਿਸ਼ ਦੀ ਤਸਵੀਰ ਚਿਪਕਾ ਕੇ ਉਸ ਬਾਰੇ ਘੱਟ ਤੋਂ ਘੱਟ 50 ਸ਼ਬਦਾਂ ਵਿੱਚ ਲਿਖੋ ।
ਪ੍ਰਸ਼ਨ 2. : 'ਭਾਰਤ ਦੀਆਂ ਨਦੀਆਂ' ਵਿਸ਼ੇ ਉੱਪਰ ਕਲਾ ਏਕੀਕ੍ਰਿਤ ਪਰਿਯੋਜਨਾ (ਆਰਟ ਇੰਟੀਗ੍ਰੇਟਡ ਪ੍ਰੋਜੈਕਟ)
ਤਿਆਰ ਕਰੋ

ਇਸ ਵਾਸਤੇ A 4 ਸ਼ੀਟ ਦੀ ਵਰਤੋਂ ਕੀਤੀ ਜਾਵੇ ਅਤੇ ਇਸ ਪ੍ਰੋਜੈਕਟ ਨੂੰ 3 ਤੋਂ 5 ਪੰਨਿਆਂ ਉੱਪਰ ਪੂਰਾ ਕੀਤਾ ਜਾਵੇ ।

ਪ੍ਰਸ਼ਨ 3. : ਔਨਲਾਈਨ ਪੜ੍ਹਾਈ ਕਰਨ ਦਾ ਆਪਣਾ ਅਨੁਭਵ ਘੱਟ ਤੋਂ ਘੱਟ 50 ਸ਼ਬਦਾਂ ਵਿੱਚ ਬਿਆਨ ਕਰੋ ।

ਨੋਟ : ਪ੍ਰਸ਼ਨ 1 ਅਤੇ 3 A4 ਸ਼ੀਟ ਉੱਪਰ ਪੂਰਾ ਕਰੋ । ਸਾਰਾ ਕੰਮ ਸਾਫ਼ - ਸੁਥਰਾ ਸਪਸ਼ੱਟ ਤੇ ਬਹੁਤ ਸੁੰਦਰ ਤਰੀਕੇ ਨਾਲ ਕੀਤਾ ਜਾਵੇ।



Note: Science Holidays Homework is to be done in Science Lab Manual

Q1. Prepare hibiscus petal juice/turmeric paste to make a natural indicator at home. Classify the common household acidic and basic materials using the indicators prepared by you. Paste your photograph showing the change in the colour of the indicator of atleast 1 material.



Q2 Observe the different physical and chemical changes around you at home. You can use areas of kitchen ,living room and your garden for observations . Now classify them as physical and chemical change . Example: cooking of food, glowing of bulb etc. Write atleast six changes each.



Q3. June 5 is marked as WORLD ENVIRONMENT DAY, a day set aside since 1974 to promote “worldwide awareness and action for the protection of our environment”.

Half of all plastic in the world today was produced in the last 15 years. Plastic pollution is a problem that the whole world is facing together. Plastic waste does not degrade at a sustainable rate. The more we continue to make, the more waste continues to build up. When plastic waste does not get disposed of properly it ends up in the environment which is causing devastating impacts.

Keeping the hazardous impact of plastic, make a poster on “SAY NO TO PLASTIC”.



Q4. We are surrounded by chemistry in everyday life .Everything we touch or use has some elements of chemistry in it like: By doctors to save life, farmers to grow crops. Write an article on “Chemistry in our daily Life”.

Q5 (a): Take different coloured papers. Cut them into various shapes, resembling with that of human digestive organs such that one colour represents one organ. Paste them into your Lab manual, making the complete human digestive system.
(b): Label the digestive organs and write their functions.



**HANSRAJ PUBLIC SCHOOL
SECTOR 6, PANCHKULA
CLASS VII SUBJECT MATHEMATICS
HOLIDAY HOMEWORK (2021-22)**

Symmetry is something that we observe in many places in our daily lives without even noticing it. It is easily noticeable in various arts, buildings, and monuments. Nature uses symmetry to make things beautiful.....Symmetry in everyday refers to a sense of harmonious and beautiful proportion and balance. Let us appreciate the beauty of symmetry and do the following task

Boys of Class 7A and 7C

Draw or paste 10 logos of famous brands which are symmetrical about atleast one line on A3 size ivory sheet. Draw their line/ lines of symmetry also. Please refer to the pictures given below:



Boys of Class 7B and 7D

Draw or paste flags of 10 different countries which are symmetrical about atleast one line. Also draw their line/lines of symmetry on A3 size ivory sheet. Please refer to the pictures given below:



We are surrounded by shapes in real life. From the droplets of rain to the roundness of oranges, there are all possible types of different shapes in nature. Circles in nature would be the most commonly seen shapes in nature.

The sun, the moon, and all other planets are very distinctly classified in 2D circles or 3D shapes as natural shapes. But they are not the only natural shapes that are so clearly visible.

Let's take a moment and connect back to Math & Geometry in real life to observe the wonderful shapes in nature, and wake our inner child!

Girls of Class 7A and 7C

Draw one symmetrical rangoli design on A3 size ivory sheet.



Girls of Class 7B and 7D

Draw a mehndi design using geometric shapes on A3 size ivory sheet.



Worksheets to be done.

<https://drive.google.com/file/d/15uQ0p5QVB8k4IHl0PUdsGLHfEJY0nYAi/view?usp=sharing>



**HANSRAJ PUBLIC SCHOOL
SECTOR 6, PANCHKULA
CLASS VII SUBJECT SOCIAL STUDIES
HOLIDAY HOMEWORK (2021-22)**

Note: Compile all the work – done on worksheet and A-4 size sheet together.
Put them in your holiday homework folder.

Know your State!



i) Name the Governor of the State.

_____.

ii) Name the Chief Minister of your State.

_____.

iii) Type of Legislature of your State.

_____.

iv) Member (in nos.) in legislative Assembly__.

v) Name the MLA of your constituency

_____.

vi) Number of Constituencies of your State. _____.

vii) Name the D.C of your city. _____.

viii) Rivers found in your State. _____

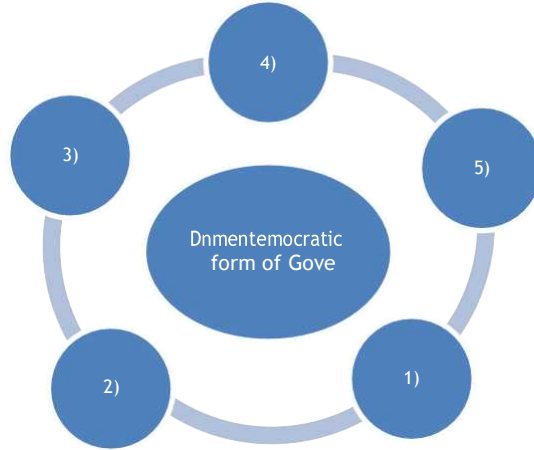
ix) Major Industries - _____

x) Major Historical sights of your State - _____

xii) Education Minister of your State -

xiii) Ruling party of your State - _____

Q2) Explain the given photograph. What form of Government they are talking and what process is being explained.



1) _____

2) _____

3) _____

4) _____

5) _____

Q3) Empowering women

Write the names of all the inspiring women who set the benchmark for all.

- i) First Indian Lady Prime Minister - _____
- ii) First Indian Lady Governor - _____
- iii) First Indian Lady Chief Minister - _____
- iv) First Indian Lady Cabinet Minister - _____
- v) First Indian Lady Judge - _____
- vi) First Indian Lady Speaker of Lok Sabha - _____
- vii) First India Miss Universe – _____
- viii) First India Miss World - _____
- ix) First Lady to be Indian Foreign Minister - _____
- x) First Lady Election Commissioner of India - _____

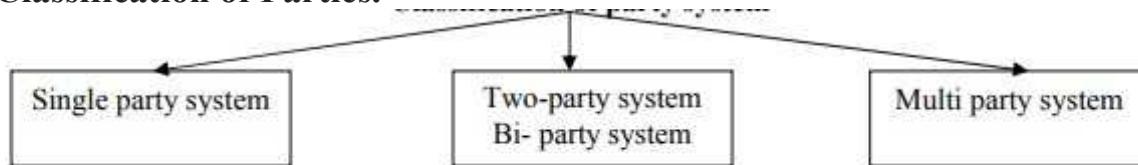
Q4) List at least 5 campaigns started by our worthy Prime Minister Sh, Narendra Modi Ji.
Also draw a poster on A-4 size sheet on any one of the campaign.

Q5) Do the Soil map of Chapter-2 on political map of India pasted on A-4 size sheet in a presentable way. Draw the key also of different types of soil. (Activity).

Q6) watch the following videos:

- a) <http://youtu.be/ZRGfq7XOBEE>
(story of Prithviraj Chauhan and upcoming of Turkish Invasion)
- b) <http://youtu.be/5ET9wvTQkWg>
(types of soil found in India)

Q6) Classification of Parties.



One party system.

Only single party is allowed to control and run the govt. The electoral system does not permit free competition for power.

Eg. China(only communist Party)

It is not a democratic option

Several parties may exist and have seats in state legislation but only two main parties win the majority .

eg. USA, UK

Eg. Labour party and the conservative party of Britain

More than two parties may come to power on its own or in alliance.

Eg. India

Many get political representation

- Write the name of any 5 political parties in India. Draw their symbol also in the space provided.

S. No	Name of Political Party	Symbol of Political Party



**HANSRAJ PUBLIC SCHOOL
SECTOR 6, PANCHKULA
CLASS VII SUBJECT COMPUTERS
HOLIDAY HOMEWORK (2021-22)**

Ques 1) Create a video using any Video Editing Software/App. The video should not exceed 5 minutes. Choose the topic from the given suggestions:-

How I spent my Lockdown Vacations at home.

Positive Learnings from Pandemic.

Narration or Role play of one Covid Warrior or Front-line warrior.

One Online Tool/Software/Application you find the most interesting to use.

Instructions:- Mail it on the given email id:-

hansrajcomputers@gmail.com

The name of the file should be in the format:- name-class-sec-rollno

Ex: Rahul-5-c-28



HANSRAJ PUBLIC SCHOOL
SECTOR 6, PANCHKULA
CLASS VII SUBJECT SANSKRIT

- HOLID निम्नशब्दानां रूपाणि लिखत
- मोहन , अनन्त, पूजा , गीता, गिरि, कपि , मनु, कनु
- निम्नधातुनां रूपाणि लृट्, लृट्, एवं लङ् लकारेषु लिखितानि –
हस् , गम्, कृ, भू , खेल
- 'विद्या ' अस्मिन् विषये त्रीणि सुभाषितानि कलात्मकरूपेण लिखत

*** Paint Together**
° Exercise Together

*** Watch a Movie Together**

*** Make Lunch Together**
*** Be Crafty Together**

*** Let Them Help in the Home Chores**
*** Flip Through a Photo Album Together**

*** Love a Little More Today**

*** Listen to The Music & Dance Together**

the Plants