

# HANSRAJ PUBLIC SCHOOL

SECTOR 6, PANCHKULA

Summer Assignment | Class IV

2021-22

Name: \_\_\_\_\_ Section: \_\_\_\_\_ Roll No: \_\_\_\_\_

**Happy Holidays!**

**Here's wishing you all the joys of the summer season.**



**Kind hearts are the gardens,  
Kind words are the roots,  
Kind thoughts are the flowers,  
Kind deeds are the fruits.**

**Take care of your garden  
And keep out the weeds;  
Fill it with sunshine,  
Kind words and kind deeds.**

-H.W. Longfellow



# Message from Principal



Dear children

Greetings and wishes for your good health and safety!

Learn from yesterday, live for today, hope for tomorrow. Remember, self-belief and hard work will always earn you success.

We began this session with a hope that we will be seeing you in the school but because of the pandemic, once again you all have been attending virtual school with regularity. It gives me immense pleasure to say that Hansarians are working hard on all aspects of learning, taking part in a number of activities.

Now, dear children, it is time for the much awaited summer vacation. These vacations like the last year are going to be different than any before. To keep safe and healthy you will be staying indoors and are not going out to visit places and people. Nevertheless you can utilize this leisure time to improve upon your skills and learn new ones. It is an excellent opportunity for you to become friends with books. Reading stories will help you expand your mind, your language skills and your understanding of people, cultures and practices beyond your scope. Those who read always have an edge over others.

Enjoy this unrestricted time your family members, listen to their stories about times before and share with them what you think about things around you. Learn new things, develop a hobby and indulge in activities which exercise your body and mind. Let technology enable you to gain insight into subjects of interest, use it as an aid to visit places virtually and learn about people who made a difference.

The most important thing, dear children, is to keep asking questions. Questions help us to find answers. You are full of potential and promise so gear up and spread your imagination and use these holidays to further enhance your skills and personality.


The holiday homework has been planned to help you to not only revise the concepts learnt but also to explore and stretch your knowledge. So enjoy and learn as you complete the tasks set for homework.

Stay home, stay safe!

**Jaya Bhardwaj**

# INDEX

<u>TOPIC</u>	<u>Page No.</u>
General Instructions	1-3
ENGLISH	4-8
HINDI	9-10
MATHS	11-15
EVS P	16-19
EVS	20-28
NAITIK SHIKSHA	29
ART & CRAFT	30-31
G.K	32-33



## **Dear Parents,**

The long awaited summer vacation is here, bringing with it the gift of togetherness that is spent in exploring books, storytelling and playing games. These days are precious and invaluable standing out as the most memorable days of childhood. It's time to nurture young minds, inculcate moral values and narrate family anecdotes to keep them in touch with their roots. Moral Values are the first thing that every child learns from their homes. What is right and what is wrong is something that we see and learn from our parents as well as from our own experiences

This holidays homework has been designed with the aim of revision and reinforcement of topics taught. Here are certain things we should keep in mind in these vacations:

1. Kindly supervise your child in doing the given Holidays Assignment.
2. All the pages of the summer assignment are to be done neatly.
3. All homework is to be done on A4 size plain or coloured sheets and compiled in a hard bound file / folder.
4. Take the clicks of the work' LEARNING by DOING'.
5. . The written part should be neatly presented in your own handwriting or printed ( if the instructions have been given regarding the same ). Take the help of your parents only when necessary.
6. Remember a well presented 'Holiday Home work 'fetches your marks and appreciation of your teachers and classmates.
7. Design an attractive cover for your file / folder.

**\*Kindly submit the Project Work in a pdf form or click the picture and mail it to the concern teacher Subject wise.**

**English and EVSP : Ms. Mamta Shrama**  
[mamtahansrajpk@gmail.com](mailto:mamtahansrajpk@gmail.com)

**EVS & GK : Ms. Vandana Sharma –**  
[vandanahps2021@gmail.com](mailto:vandanahps2021@gmail.com)

**Hindi : Ms. Madhu Sharma –**  
[madhupathak2910@gmail.com](mailto:madhupathak2910@gmail.com)

**Dharam Shiksha : Ms. Neetu Sharma** [neetuhps@gmail.com](mailto:neetuhps@gmail.com)

- **PS : For Maths homework Please make a separate scrap file, Sangeeta Mam will let you know when to submit it.**
- Students are supposed to write their name , class, section and roll number while sending their homework.

**This summer break let us try to make our children aware of importance of reading, diet, exercise, meditation and discipline in life.**

**1. ‘Todays Readers are Tomorrows Leaders’**

Lets develop the habit of reading in our children:

- a. Read to your child every night- a story or a newspaper clipping.
- b. Encourage your child to read books-Fairy Tales, Panchtantra Tales, Enid Blyton
- c. In this time of Corona Pandemic, we need to maintain personal hygiene.

2. **Make your child responsible-** Assign some duties like filling bottles, laying the dining table, clearing the table, folding clothes, reading to an elderly member of the family, cleaning up of their own room, watering plants, feeding birds. Click pictures of the child doing these activities and make an e-collage and send to the respective class teacher.
3. **Emotional and physical well being-** Children have a natural tendency to enjoy outdoor games which may not be possible in present times. So, dear parents:
  - a. Exercise regularly with them- Yoga, Fun games, etc. Also play indoor games like Ludo, Carrom board, Chess, Pictionary, etc. Click pictures of your child playing and make an e-collage and send it to the respective class teacher.
  - b. Do not give stress to the children by talking negatively about the situation and about people around them.
  - c. Develop positive thoughts- Listen to your child and discuss problems. Encourage your child to read stories to strengthen their reading and creativity skills.





# English

1. A fable is a traditional story usually with animals as the main characters, that teaches a moral story.

Read a fable of your choice . Use your imaginative and creative skills and make stick puppets of any two characters from the story. Click pictures of the same and show them in the form of a PowerPoint presentation. You'll also show your stick puppets in the class.

Also, make a book cover in the form of a PowerPoint slide for the fable that you read. You can include pictures, drawings and short items of text. Remember to include the moral of the story.

**Note: You are supposed to make only one PowerPoint presentation for the stick puppets and the book cover.**

You can click on the links given below and enjoy some stories.

<https://www.moralstories.org/the-shepherd-boy-and-the-wolf/>

<https://in.pinterest.com/pin/287597126177166858/>

<https://www.youtube.com/watch?v=rf7ascNGbcM&t=91s>

<https://www.youtube.com/watch?v=WGGUvaOMtoM>

<https://www.youtube.com/watch?v=4IfHRh0bXL8>

<https://www.youtube.com/watch?v=IMno9beR64g>

[https://www.youtube.com/watch?v=YwDjr\\_8xPZA](https://www.youtube.com/watch?v=YwDjr_8xPZA)



## 2. Open House

*If I were tree*

*I'd want to see*

*a bird with a song*

*on a branch of me.*

*I'd want a quick*

*little squirrel to run*

*up and down*

*and around, for fun.*

*I'd want a katydid*

*out of sight*

*on one of my leaves*

*to sing at night.*

*And down by my roots*

*I'd want a mouse  
with six little mouse lings  
in her house.*





Imagine you are the tree in the poem. Write a short paragraph about a day in your life.

---

---

---

---

---

---

---

---

---

---

---

---

---

---

---

---

3. Knowledge isn't just about memorizing information. It is about understanding it. You learn subjects in school but there are lessons learnt outside the school as well.

Abraham Lincon did not attend school but he succeeded because he had a thirst for learning. He learnt that hard work is the key to success and that one should seek knowledge from all available sources.

Read about the life of Abraham Lincon and write about what you learn from his life.

---

---

---

---

---

---

---

---

---

---

---

---

#### 4. Share Your Feelings

- Think of ways in which you are similar to your mother and write them.

---

---

---

---

---

---

---

---

- Name the person you like the most and state why you like him/her.

---

---

---

---

---

---

---

•

•

- What is your nickname? Why do you think we are given nicknames?

---

---

---

---

---

- How do you spend time with your family? Write a few ways to develop a good and healthy bonding in the family.

---

---

---

---

---

---

---

- Pay attention to any one family member for a week. Note what he does when he is hungry, anxious, sad, happy or angry. Also note down how he behaves when he meets friends and strangers. Write down your observations in the space given below.

---

---

---

---

---

---

---

---

---

---

Do the following pages in your book 'Mastering Grammar'

18, 19, 20,21 22,23, 29,30,31

Read the book 'Indian Folk Tales' given with your book set.

## कक्षा 4 ग्रीष्मकालीन अवकाश कार्य



1. गर्मी की छुट्टी में प्रकृति का मज़ा लीजिए। सुबह चलती ठंडी हवा, चिड़ियों का चहचहाना, चारों तरफ हरियाली, रंग बिरंगे फूल, शांत वातावरण मन को असीम आनंद देते हैं। इसी प्राकृतिक मनोरम दृश्य को फोटो में कैद करना है। ऐसे ही किसी दो दृश्य के चित्र खींचकर अपनी कॉपी में चिपकाए वह 8 से 10 पंक्तियों में उनका विवरण लिखे।
2. संज्ञा, सर्वनाम, लिंग, वचन, विलोम या पर्यायवाची व्याकरण के किसी एक विषय के चित्र एकत्रित करें। उन्हें वीडियो या पीपीटी (पावर पॉइंट प्रेजेंटेशन) के रूप में बनाकर प्रस्तुत करें। चित्रों के नाम अवश्य लिखें। वीडियो एक से डेढ़ मिनट तक का समय अवधि में बने। पीपीटी में 4 से 6 स्लाइड हो।

### 3 चित्रों के संग कहानी के रंग

गर्मी की छुट्टियों में ढेर सारी कहानियाँ पढ़िए और देखिए । जहां कहानी आप के समय का सदुपयोग करेगी वही आपको भाषा हिंदी भाषा को पढ़ने, समझने में लिखने में भी मदद करेगी । तो फिर अपनी मनपसंद कहानी चुनिए उससे संबंधित तीन से चार चित्र a4 शीट पर बनाकर , उससे संबंधित कुछ प्रश्नों के उत्तर लिखिए ।

<https://youtu.be/6ZKNzbLeH3M> , <https://youtu.be/X14FIFb-SHA>

क. कहानी का नाम और लेखक का नाम।

ख. इस कहानी में आपको कौन सा पात्र सबसे अच्छा लगा और क्यों?


ग इस कहानी में अगर आप कुछ बदलना चाहोगे तो अगर हाँ तो क्या ?

4. सुलेखाभ्यास में पेज संख्या 40 से 48 पूरा कीजिए।

5. AUP अभ्यास पुस्तिका में पेज संख्या 49 से 54 को पूरा कीजिए।



# Mathematics



## MULTIPLICATION MEDLEY

1.  $12 \times \text{---} = 96$
2.  $\text{---} \times 14 = 126$
3.  $13 \times 8 = \text{-----}$
4.  $15 \times \text{---} = 105$
5.  $\text{---} \times 6 = 84$
6.  $11 \times 11 = \text{-----}$
7.  $\text{-----} \times 14 = 112$
8.  $12 \times 9 = \text{-----}$
9.  $9 \times \text{-----} = 81$
10.  $15 \times \text{-----} = 135$



## MENTAL MATHS

### ADD :

a)  $34+45 =$  -----

b)  $643+286 =$ -----

c)  $3291+ 575 +20=$ -----d)  $6894 + 4081 + 1000=$ -----  
--

### SUBTRACT

a)  $973 - 250 =$  -----

b)  $8643 - 8540=$  -----

c)  $42540 - ? =42540$

d)  $34057 - 2247=$  -----

### Fill in the blanks

a.  $56317 +8754 =8754+$ -----

b. Successor of 99999 +successor of 9999=-----

c. 3 thousand -14 hundred 6 tens =-----

d. 3 lakhs - 43 thousand =-----

e. 200 less than predecessor of 4007 =-----

f. 1 hundred = ----- tens

g. 10 thousand = ----- hundreds

Fill in the missing number

a)  $7 \ 2 \ 5 \ 3$

$? \ 4 \ 1 \ 8$

$+ 4 \ ? \ 7 \ ?$

---

$? \ 6 \ 3 \ ? \ 5$

b)  $8 \ 2 \ 7 \ 5 \ 4$

$_ \ ? \ 1 \ ? \ ? \ 8$

---

$6 \ ? \ 9 \ 3 \ 6$

---

DO PAGE NUMBER 12 AND 13 OF 'AUP WORKSHEET BOOK'

---

Write tables from 1 to 13

MISTAKES  
are proof  
that you  
are  
TRYING

### Read, Think & Solve

Mr Mehra's cousin lives in Goa. So he planned to spend his vacations in Goa. First he booked air ticket and spent Rs 10,999 on air fare, Rs 27,350 on hotel accommodation, Rs 9857 on taxi fare. He observed that in Goa weather is hot and humid. So he bought cotton T shirts and shorts worth Rs 7346. He also collected different types of shells from the beach. He really enjoyed his trip .

Q 1 Find out total money spent by Mr Mehra and represent it on abacus.

Q.2 How much he could have saved if he would have stayed with his cousin ?

Q 3 If he collected total 158 shells , out of which 78 are red, 35 are green , how many are others.

Q.4 Make factor tree for red and green shells.

Q .5 Find total expenditure on hotel and shopping. Make your colourful table book.

Make Factor tree for red and green shells (Q.4 of case studies ) on this page

Example is shown in this picture





People

### Project work

1. The bridges are of great use in our daily life. They are of different types. They are built over canals, roads, rivers and railways.

Probably the idea of a bridge came to the mind of an early man when he saw a fallen tree laid across a river or a stream. Due to the advancement in science and technology, different types of bridges are built now.

Collect information about the five most famous bridges in the world. Take some sheets and write information about the same. Also draw or paste their pictures.

2. Our freedom struggle has many inspiring stories in it like of Bhagat Singh, Subhash Chandra Bose, Rani Lakshmi Bai etc. Select any one episode/story from the freedom movement. Do research on it and write about the same on a sheet. Draw or paste the picture of the main character.

**3. What will you do in the following situations?**

a) You are trying to solve a riddle. You are unable to get the correct answer.

---

---

---

---

---

---

---

---

---

---

---

---



b) You are playing with your house maid's daughter in your room. By mistake, she breaks your mug.

---

---

---

---

---

---

---

---

---

---

---

---

c) You are playing in the park with your friends when you notice that an area in the park littered with cans, empty packets of chips and wrappers.

---

---

---

---

---

---

d) You have your own room and love to spend time in it reading, studying, playing etc. Your cousin comes from Mumbai and you have to share your room with him for three weeks.

---

---

---

---

---



# EVS

## 1. LEARNING BY DOING

- A. Make a separate scrap file or loose coloured sheets to do the Homework .Practice to do it on your own.
- B. Keep your room clean and well organized.
- C. Help your parents with daily chores.
- D. Don't forget to spend time with your grandparents and help them.
- E. Plant a tree and nurture it.

Take waste / old containers (e.g., bottles, jars, pots). Colour them nicely and convert them into planters. Grow plants in these planters.

Water them every day and watch them grow.



## F. Make a BIRD BATH in this heat.

Look for a flat container and place it on the balcony slab or outside your home .Put some pebbles and stones in it to make its base heavy. Pour some fresh water in it every day for the birds, squirrels etc. to drink water from it.



How to show it?

Click pictures of your activity(E and F). Don't forget to include yourself in the picture. Paste it in Scrap book with proper heading.

## 2. Daddy's Day Out

Father's Day is observed on the third Sunday of June. It honors all fathers and grandfathers.

So, on this Father's Day -----

- Pamper your dad
  - Make him feel special in every small way
  - Surprise him by giving him a card prepared by you and a gift •
- Decide his dress for the day, taking special care to choose his favourite colour
- Prepare a mouth - watering recipe which might become his all-time favourite. An example for one such recipe is given below.

## Chocolate and Raspberry Sandwiches

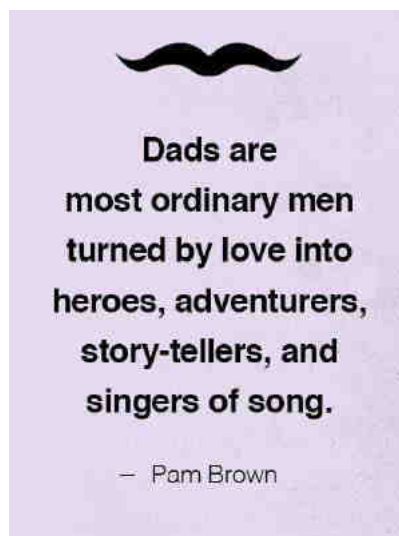


### Ingredients

1. 8 slices white bread
2. 1/2 cup melted chocolate
3. some fresh raspberries

### Directions

1. Melt chocolate with help of elders
2. Spread 4 slices of bread with the chocolate.
3. Top with the raspberries and sandwich with the remaining slices of bread. Cut (with the help of elders) each sandwich into 4 piece
4. Don't forget to take a click with your Dad.



Q2. Read the passage carefully and answer the exercise given below:-

## Recycling

Listen to and read the passage.



Recycling is very important in our lives because the waste we create is increasing all the time. The rise in population means that there are more people on the planet to create waste. New packaging are being developed, but much of these products contain materials that are not eco- friendly. New lifestyle changes, such as eating fast food, means that we create additional waste that isn't recyclable. Recycling helps to decrease the pollution caused by waste. It reduces the need for raw materials so that the rainforests can be preserved. Huge amounts of

energy are used when making products from raw materials. Recycling requires much less energy which helps to preserve natural resources. We should always remember that making products from raw materials costs much more than if they were made from recycled products.

### Circle T (True) or F (False).

- 1 Recycling is very important in our lives.
- 2 More people create less rubbish.
- 3 Fast food creates more recyclable waste.
- 4 Recycling helps decrease pollution.
- 5 We need more raw materials with recycling.
- 6 Recycling saves the rainforest.
- 7 Raw materials are cheap.
- 8 Everyone should consider recycling.

T	F
T	F
T	F
T	F
T	F
T	F
T	F
T	F



Q



Q3. Click on the link given below and do the following worksheets after watching the video given in the link.

<https://www.youtube.com/watch?v=P5dIN2jl9gA>

Observe the Pictures carefully and state true/false:-

1. To crush seeds



2. To tear meat



3. To eat different types of food



4. To suck nectar from plants



5. To make hole in flowers



6. To make holes in wood



7. To swim in water



8. To walk on land



9. To climb the tree



10. To catch the prey



## Birds - Beaks and Claws

Ques1. Fill in the blanks

- a. Birds do not have \_\_\_\_\_, they eat food with the help of their \_\_\_\_\_.
- b. \_\_\_\_\_ and \_\_\_\_\_ have crushing beak.
- c. Parrots have a \_\_\_\_\_ beak to crack nuts and fruits.
- d. \_\_\_\_\_ and \_\_\_\_\_ are birds of prey.
- e. \_\_\_\_\_ means to clean the feathers with the help of beaks.

Ques2. Identify the type of beak by observing the pictures carefully.

a.



\_\_\_\_\_

b.



\_\_\_\_\_


c.



Q4. Sensation is the physical process during which sensory system respond to stimuli and provide data for perception. A sense is any of the systems involved in sensation. Solve the crossword puzzle.



## The Five Senses Crossword



### Across

4. You need these to see.
6. No light.
7. I \_\_\_\_\_ a flower.
10. That \_\_\_\_\_ like a siren.
11. You use these to touch things.
13. The organ you use to taste.
14. How many eyes do you have?
16. Loud sounds.

### Down

1. That cloud \_\_\_\_\_ like a fish.
2. Another word for touch.
3. Not able to see.
5. What you hear with.
6. Not able to hear.
8. I \_\_\_\_\_ to music.
9. Not noisy.
12. The organ you use to smell.
15. I \_\_\_\_\_ TV.

Q-5. The following Research based Project is to be done Roll no. wise on coloured /plain A4 sized sheets.

*Scarcity of water in India and its conservation*

Water is life. It's vital. It supports the immense diversity of life on Earth. It's a source of food, health and energy. Fresh water makes civilization possible. But fresh water, in turn, isn't possible without a healthy planet — and human actions are putting the healthy planet at risk.

Roll No.1 to 20

TOPIC : Issues related to fresh water scarcity

Write a brief report in 100 – 150 words approximately, on how each of the following issues are affecting fresh water supply in our country. Make it creative by pasting pictures

- Climate Change
- Deforestation
- Fresh water supply Limit
- Pollution

Make a PPT OF 10-12 Slides showcasing the malpractices in or near your city that causes water pollution.



Roll no. 21 to 40

### TOPIC: Rain Water Harvesting

Read about Rain water Harvesting as an ancient Indian method of water conservation. Write its salient features in about 100-150 words.

Stick pictures of Rain water Harvesting being implemented in cities.

Make a PPT OF 10 -12 Slides showcasing the suggested measures to overcome the curb of Water pollution to make Earth a Better place to live in.

### **FUN TIME !!**



Watch the following short films (under parental guidance):

- Mother Nature –By Julia Roberts
- Water – By Penelope Cruz

Click on the links given below to explore something new:-

1. <https://www.youtube.com/watch?v=3Jxeh-yAXek>
2. <https://www.youtube.com/watch?v=gadvVvIEEkc>

## नैतिक शिक्षा

नैतिक शिक्षा मनुष्य के जीवन में बहुत आवश्यक है। सब पर दया करना , कभी झूठ नहीं बोलना, बड़ों का आदर करना, दुर्बल को तंग ना करना, सच बोलना, सब को सम्मान देना, सबकी मदद करना और किसी की बुराई आदि ना करना नैतिक मूल्य या नैतिक शिक्षा कहलाए जाते हैं। भारत को ऋषि मुनियों साधु-संतों की भूमि भी कहा जाता है। इस देश में कई महापुरुषों ने जन्म लिया, जिन्होंने समाज को एक नई सोच प्रदान की तथा जिंदगी को देखने सोचने समझने का तरीका बदला। जो देश वर्षों से गुलामी तथा रूढ़ीवादी परंपराओं के अंधेरे में जकड़ा हुआ था, उसे इन महानुभावों ने अपने ज्ञान के प्रकाश से आजाद कराया। ऐसे ही कुछ महान व्यक्तियों के जीवन तथा उनकी शिक्षाओं के बारे में आप की नैतिक शिक्षा की पुस्तक में दिया गया है।

- नैतिक शिक्षा पुस्तक में दिए गए महान व्यक्तियों में से किन्हीं दो के बारे में जानकारी हासिल करें।
- एक सुंदर A4 size sheet में उनका चित्र लगाकर और उनके बारे में संक्षिप्त जानकारी देते हुए उनकी किन्हीं चार शिक्षाओं का वर्णन करें।





## Art and Craft

**\*Art Room Book Pages:- 13,15,20,32 and 33.**

**\*Scrap File Activity. ( Cut and Paste)**

**1.Make a still life fruit bowl collage in your scrap file.**

**Material Required:-**

- Different colours origami papers.
- Scissor.
- Glue
- You tube link – <https://youtu.be/7Ex616xuOfM>





## Drawing File Activity ( Draw and colour)

- Draw a vegetable basket in your drawing file and colour it.
- Material Required:-
- Drawing File.
- A set of colours.
- Pencil, eraser, black marker.
- You tube link:- <https://youtu.be/4pyhNz7HeUA>



# General Knowledge



## General Knowledge OnlineQuiz

Visit the following site:-

<https://www.sciencefun.org>

Follow the steps given below to reach online quiz

Click on :- 1. = (activity bar)

2. Kidzone

3. Trivia

## 4. 4 th Grade

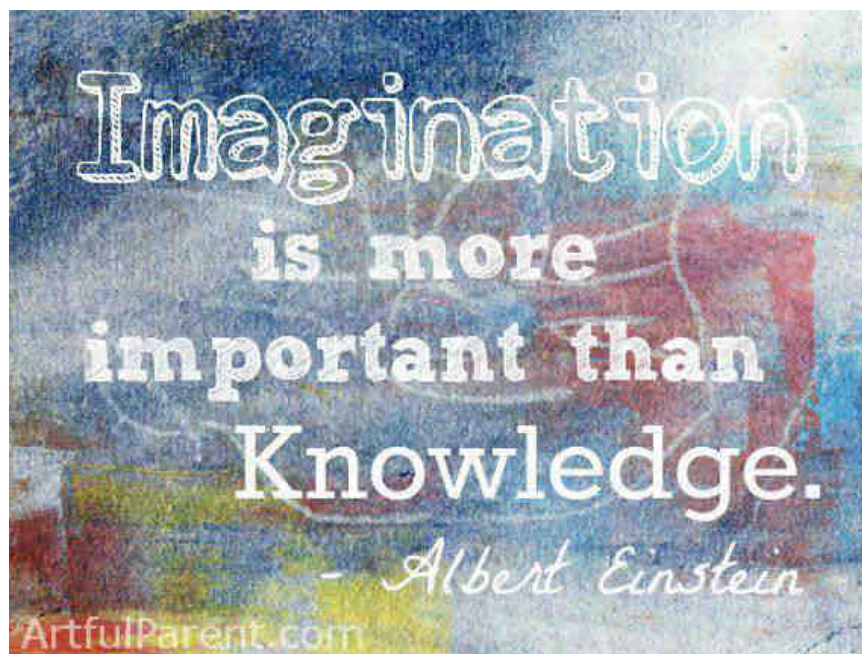
Test your Knowledge on the following topics by attempting online quiz roll no.wise and write your scores.

Roll no. 1 to 10 Topic:- Electrifying Adventures.

Roll no. 11 to 20 Topic :- Nature's Nitch.

Roll no. 21 to 30 Topic :- You are what you eat.

Roll no. 31 to 40 Topic :- Moon in motion.







**EVERYONE HAVE A SAFE  
AND  
HAPPY HOLIDAYS**