

Road Map for Class XI ENGLISH

1. SUBJECT: ENGLISH

2. Objectives: The learners will be able

- # To build greater confidence and proficiency in oral and written communication
- # To develop the ability and knowledge required in order to engage in independent reflection and inquiry
- # To use appropriate English to communicate in various social settings
- # Equip learners with essential language skills to question and to articulate their point of view
- # To develop sensitivity towards, and appreciation for, other varieties of English like Indian English and the culture they reflect
- # To enable the learners to access knowledge and information through reference skills(consulting a dictionary/thesaurus, library, internet etc)
- # To develop curiosity and creativity through extensive reading
- # To facilitate self learning to enable them to become independent learners
- # To review, organize and edit their own work and work done by peers
- # To write answers to textual/non-textual questions after comprehension / inference; draws character sketch, attempts extrapolative writing
- # To speak about objects / events in the class / school environment and outside surroundings.
- # To refer dictionary, thesaurus and encyclopaedia as reference books for meaning and spelling while reading and writing.
- # To communicate accurately using appropriate grammatical forms (e.g., clauses, comparison of adjectives, time and tense, active passive voice, reported speech etc.)
- # To identify details, characters, main idea and sequence of ideas and events while reading.

3. Month wise division of syllabus

Sr. No.	Name of the Month	Name of the topic	Learning Outcomes
1.	April	# Poster Making # A Photograph	*responds to instructions/ announcements in school and acts accordingly •reads textual/ non textual materials in English, with comprehension •identifies details, characters, main idea and sequence of events while reading

		# Portrait of A Lady # Tenses	<ul style="list-style-type: none"> •communicates accurately using appropriate grammatical forms •writes short paragraph coherently in English with proper beginning, middle and end
2.	May	# Classified Advertisements # Note Making # “We’re Not Afraid to Die... if We Can Be Together # The Voice of the Rain (Poem) # Reordering of the sentences	<ul style="list-style-type: none"> *Communicates accurately using appropriate grammatical forms *Writes short paragraph coherently in English with proper beginning, middle and end with appropriate punctuation. *Uses correct and appropriate grammar structures by selecting relevant information from text and beyond to draft a piece of writing reads textual/ non textual materials in English, with comprehension
3.	July	# Reading Comprehension # Speech Writing # Discovering Tut: The Saga Continues # The Laburnum Top (Poem) # The Summer of the Beautiful White Horse	<p>speaks about objects / events in the class / school environment and outside surroundings.</p> <ul style="list-style-type: none"> *reads excerpts, dialogues, poems, commentaries of sports and games speeches, news, debates on TV, Radio and expresses opinions about them. *prepares a write up after seeking information in print / online, notice board, newspaper etc *writes answers to textual/non-textual questions after comprehension / inference; draws character sketch, attempts extrapolative writing. *refers dictionary, thesaurus and encyclopedia as reference books for meaning and spelling while reading and writing.
4.	August	# Debate Writing # The Address # Childhood # Integrated Grammar # Silk Road	<ul style="list-style-type: none"> •reads a variety of texts for pleasure (extensive reading) •develops a skit (dialogues from a story) and story from dialogues. •speaks about objects / events in the class / school environment and outside surroundings •participates in different events such as role play, poetry recitation, skit, drama, debate, speech, elocution, declamation, quiz, etc., organised by school and other such organizations •speaks short prepared speech in morning assembly
5.	September	# Mother’s Day # Revision for term 1	<p>engages in conversation in English with people from diverse backgrounds using appropriate vocabulary</p> <ul style="list-style-type: none"> •asks questions in different context and situation based on / beyond the text framing accurate sentences •writes a coherent and meaningful paragraph through the process of drafting, revising, editing and finalizing •writes answers to textual/ non textual questions after inference, draws character sketch, attempts extrapolative writing
6.	October	# The Adventure	<p>Uses polite expression to communicate</p> <ul style="list-style-type: none"> •Narrates story/ real life experience in English

		# Birth # The Tale of Melon City # Change of Narration	<ul style="list-style-type: none"> • Reads, compares, contrasts, thinks, thinks critically and relates ideas to life • Frames answers accurately using appropriate grammatical forms • Writes a coherent and meaningful piece of text using appropriate vocabulary participates in grammar games and kinesthetic activities for language learning.
7.	November	# Clauses and Phrases # Father to Son	

4. Scheme of assessment & weightage:

Sr. No.	Name of Exam	Month of Assessment	Mode of Assessment	Weightage*
1	PT1	May	Pen paper Test	20
2	PT2	July/August	Pen paper Test	20
3	Half Yearly	September	Pen paper Test	80
4	PT3	October/November	Pen paper Test	20
5	PT4	December	Pen paper Test	40
6.	Final Practicals/ Project/Internal Assessment	January	As per CBSE instructions	20
7.	Final Examination	February/March as per notification from DAVCAE	Pen paper Test	80

5. Syllabus:

PT1:

- # Note Making
- # Poster Making
- # Classified Advertisements
- # Tenses
- # Reordering of the sentences
- # A Photograph
- # Portrait of A Lady
- # "We're Not Afraid to Die... if We Can Be Together"
- # The Voice of the Rain

PT2:

- # Reading Comprehension
- # Speech Writing
- # Discovering Tut: The Saga Continues
- # The Laburnum Top (Poem)
- # The Summer of the Beautiful White Horse
- # The Address

TERM 1:

- # Reading Comprehension
- # Note Making
- # Poster Making
- # Classified Advertisements
- # Speech and Debate Writing
- # Tenses
- # Reordering of the sentences
- # Integrated Grammar
- # A Photograph
- # The Portrait of A Lady
- # "We're Not Afraid to Die... if We Can Be Together"
- # The Voice of the Rain
- # Discovering Tut: The Saga Continues
- # The Laburnum Top (Poem)
- # The Summer of the Beautiful White Horse
- # The Address
- # Childhood
- # Mother's Day
- # Birth

PT3:

- # Note Making
- # Change of Voice
- # Change of Narration
- # The Adventure

PT4:

- # Reading Comprehension
- # Note Making
- # Poster Making
- # Debate Writing
- # Clauses and Phrases
- # Silk Road
- # The Tale of Melon City
- # Father to Son
- # "We're Not Afraid to Die... if We Can Be Together"
- # Discovering Tut: The Saga Continues
- # The Laburnum Top
- # The Summer of the Beautiful White Horse
- # The Address

INTERNAL ASSESSMENT:

Assessment of Listening Skills - 05 marks

Assessment of Speaking Skills - 05 Marks

Project Work - 10 Marks (ALS Project)

Rubric for Grading ALS Project:

<i>Criteria</i>	<i>Performance Levels</i>			
	4	3	2	1
Participation	Student participates fully and is always on task in class.	Student participates most of the time and is on task most of the time.	Student participates but wastes time regularly or is rarely on task.	Student does not participate, or the student wastes time or works on unrelated material.
Leadership	Student assumes a leadership role regularly and handles it well. Student helps to keep the group on topic.	Student shows leadership on more than one occasion.	Student led on one occasion or attempted to dominate group.	Student shows no evidence of leadership.
Listening	Student listens to others and obviously pays attention to what they have to say.	Student listens most of the time.	Student listens some of the time and seldom interrupts.	Student never listens to others or interrupts often.
Feedback	Student supplies constructive feedback most of the time.	Student supplies constructive feedback often.	Student supplies constructive feedback occasionally.	Student supplies no feedback or supplies destructive comments.

RUBRIC for PARTICIPATION

	1	2	3	4
Behavior	<ul style="list-style-type: none"> Rarely on task Displays improper/ Inappropriate behavior Ignores rules and boundaries 	<ul style="list-style-type: none"> Sometimes on task Displays some age appropriate behavior Inconsistent observance of boundaries and rules 	<ul style="list-style-type: none"> Consistently on task Displays age appropriate behavior Respects boundaries and rules 	<ul style="list-style-type: none"> Always on task Often goes beyond expectations Displays mature behavior Exemplary adherence to rules
Preparedness	<ul style="list-style-type: none"> Does not bring materials to class Is not ready or willing to participate in classroom activities Does not complete assignments on a timely basis Consistently late getting to class 	<ul style="list-style-type: none"> Sometimes brings required materials to class Inconsistently completes assignments on a timely basis Frequently late getting to class 	<ul style="list-style-type: none"> Consistently brings required materials to class Consistently engages in daily classroom activities Completes assignments on a timely basis Rarely late 	<ul style="list-style-type: none"> Always prepared with required materials Always engages in daily classroom activities Exemplary effort displayed in completing assignments Always on time for class
Classroom Interaction	<ul style="list-style-type: none"> Rarely participates in classroom activities Unwilling to volunteer to answer questions, read aloud, etc Disrespectful/discourteous to classmates and or teacher 	<ul style="list-style-type: none"> Inconsistent participation in classroom activities Willing to answer questions and read aloud if called upon Does not always demonstrate respect for others 	<ul style="list-style-type: none"> Active participant in class activities Consistently volunteers to answer questions, read aloud, etc. Demonstrates respect for others 	<ul style="list-style-type: none"> Consistent leader of classroom activities who initiates without monopolizing floor Exhibits total respect for others
Attitude	<ul style="list-style-type: none"> Unwilling to display a positive attitude Resistant to feedback Unwilling to work with others Negative attitude towards classmates 	<ul style="list-style-type: none"> Displays inconsistent attitude Finds it difficult to work with others 	<ul style="list-style-type: none"> Displays positive attitude Open to positive feedback Willing to work with others Respects others' 	<ul style="list-style-type: none"> Displays consistent positive attitude Graciously accept feedback & use constructively Peer leader Respectful and mindful of others

RUBRIC for CREATIVITY

	Very Creative	Creative	Ordinary/Routine	Imitative
Variety of ideas and contexts	Ideas represent a startling variety of important concepts from different contexts or disciplines.	Ideas represent important concepts from different contexts or disciplines.	Ideas represent important concepts from the same or similar contexts or disciplines.	Ideas do not represent important concepts.
Variety of sources	Created product draws on a wide variety of sources, including different texts, media, resource persons, or personal experiences.	Created product draws on a variety of sources, including different texts, media, resource persons, or personal experiences.	Created product draws on a limited set of sources and media.	Created product draws on only one source or on sources that are not trustworthy or appropriate.
Combining ideas	Ideas are combined in original and surprising ways to solve a problem, address an issue, or make something new.	Ideas are combined in original ways to solve a problem, address an issue, or make something new.	Ideas are combined in ways that are derived from the thinking of others (for example, of the authors in sources consulted).	Ideas are copied or restated from the sources consulted.
Communicating something new	Created product is interesting, new, or helpful, making an original contribution that includes identifying a previously unknown problem, issue, or purpose.	Created product is interesting, new, or helpful, making an original contribution for its intended purpose (for example, solving a problem or addressing an issue).	Created product serves its intended purpose (for example, solving a problem or addressing an issue).	Created product does not serve its intended purpose (for example, solving a problem or addressing an issue).

6. Practice Worksheets per chapter will be assigned.

7. Prescribed books:

1. Hornbill: English Reader published by National Council of Education Research and

Training, New Delhi

2. Snapshots: Supplementary Reader published by National Council of Education Research and Training, New Delhi

ROADMAP FOR CLASS XI (2026-27)

1. Subject: **BIOLOGY**

2. Objectives:

- To develop the ability in learners to acquire and use the methods and processes of biology, such as observing, questioning, planning investigations.
- Hypothesizing, collecting, analyzing and interpreting data, communicating explanations with evidence, justifying explanations, thinking critically in the biological perspectives.
- Build upon the perceptive of basic tools and techniques used in concepts to analyze various issues in biology
- Conduct experiments, also involving quantitative measurements in biology.

Unit	Chapter	Learning Outcomes	Month
Unit-1 Diversity in the Living World	Ch-1 The Living World	<ul style="list-style-type: none"> • Categorize the collected plant and animal specimens to group them into respective taxa and provide descriptions. • Prepares slides for study of the structural intricacies of life forms. 	April
	Ch-2 Biological Classification	<ul style="list-style-type: none"> • Describes the contribution of scientists in the evolution of different classifications systems developed over time. • Describes the recently proposed three domain system of classification. • Differentiates organisms, phenomena and processes based on certain characteristics and salient features. • Classifies organisms using 5- kingdom classification. 	April
	Ch-3 Plant Kingdom	<ul style="list-style-type: none"> • Describes the features of organisms of division Algae. • Draws to show different types of algae (Green, Red and Brown) on the basis of morphology. • Differentiates between Bryophytes, Pteridophytes, Gymnosperms, Angiosperms. 	May
	Ch-4 Animal Kingdom	<ul style="list-style-type: none"> • Explains how animals can be classified based on different criteria with examples. 	May

		<ul style="list-style-type: none"> • Draws a flow chart to indicate broad classification of the kingdom Animalia • Identifies the common structural and organizational characteristics of various phylum. • Applies scientific terminology for organisms, processes, and phenomena based on internationally accepted conventions 	
Unit-2 Structural Organization in Plants and Animals	Ch-5 Morphology of flowering plants:	<ul style="list-style-type: none"> • Apply scientific concepts of Biology in daily life and solving problems. • Draws labelled diagrams of morphological features and modifications of different parts of plants. • Studies the economic importance of flowering plant family. • Observe the characteristics of commonly available flowering plants. • Compares between different types of complex tissues. • Describe vascular bundles and draw its structures. • Explains different regions of a leaf with figures. 	July
	Ch-6 Anatomy of Flowering Plants:	<ul style="list-style-type: none"> • Analyzes and interprets the figures of different parts of dicot and monocot plant. • Communicates the data collected from analysis of slides of T.S. of dicot and monocot. 	July
	Ch-7 Structural Organisation in Animals	<ul style="list-style-type: none"> • Identify and describe animal tissues: epithelial, connective, muscular, and nervous. • Explain the structure and functions of each tissue type. • Differentiate between types of epithelial tissues (simple, compound, glandular). • Understand various connective tissues (bone, cartilage, blood) and their roles. • Describe muscle types (skeletal, smooth, cardiac) and their functions. 	August

		<ul style="list-style-type: none"> • Explain neuron structure and the role of nervous tissue. • Apply knowledge to organ and system-level organization in animals. 	
Unit-3 Cell: Structure and Functions	Ch-8 Cell- The Unit of Life	<ul style="list-style-type: none"> • Illustrates the observations by scientists that led to the discovery of cell. • Compares different cell types and their organelles with examples. • Differentiates the different types of cell envelopes. • Explains the features of plasma membrane and cell wall. • Explains efficiently systems, relationships, processes and phenomena. 	August
	Ch-9 Biomolecules	<ul style="list-style-type: none"> • Applies scientific terminology for organisms, processes, and phenomena based on internationally accepted conventions. • Differentiates organisms, phenomena and processes based on certain characteristics and salient features. • Illustrates the structure of DNA. • Analyzes and interprets graphs and figures related to enzyme activity. 	September
	Ch-10 Cell Cycle and Cell division	<ul style="list-style-type: none"> • Analyzes and interprets graphs and figures. • Applies scientific terminology for organisms, processes, and phenomena. • Explains the terms used for various stages of cell division. • Represents stages of cell division pictorially. • Illustrates the changes in cells in the different phases of the cell cycle. • observes permanent slides to study meiosis. 	October
Unit-4 Plant Physiology	Ch-11 Photosynthesis in Higher Plants	<ul style="list-style-type: none"> • Plans and conducts experiments to study photosynthesis. 	October

		<ul style="list-style-type: none"> Explains light reactions in photosynthesis. Chemiosmotic Hypothesis and Fate of ATP and NADPH produced in light phase . Plans and conducts experiments to study the factors affecting photosynthesis 	
	Ch-12 Respiration in Plants	<ul style="list-style-type: none"> Explains why metabolic pathways have many small reactions. Relates processes and phenomena with causes and effects. Compares and evaluates the total ATP generated in aerobic and anaerobic respiration. 	November
	Ch-13 Plant Growth and Development	<ul style="list-style-type: none"> Define plant growth and identify meristematic regions and growth phases. Differentiate between primary and secondary growth. Explain the sigmoid growth curve and growth rates. Identify major plant growth regulators (PGRs) and their key functions. Understand plant development, including differentiation and totipotency. Explain photoperiodism and classify plants based on light response. Describe vernalisation and its role in flowering and agriculture. 	November
Unit-5 Human Physiology	Ch-14 Breathing and exchange of Gases	<ul style="list-style-type: none"> Learner Illustrates the mechanism of inspiration and expiration by the coordinate movement of the diaphragm and internal intercostal muscles. Relates pressure and volume to explain breathing mechanism. Analyzes and interprets the data of lung volumes from device. 	November
	Ch-15 Body Fluids and circulation	<ul style="list-style-type: none"> Compares the system of transport of materials in simple organisms with that in complex organisms. Describes roles of different constituents of blood plasma – proteins (fibrinogen, globulins and 	December

		<p>albumins), mineral ions and simple food molecules.</p> <ul style="list-style-type: none"> Classifies circulatory patterns into two types – open or closed – with examples and examines the anatomical comparison of two, three and four-chambered heart. 	
	Ch-16 Excretory Products and their Elimination	<ul style="list-style-type: none"> Explains efficiently systems, relationships, processes and phenomena. Illustrates the structure of the nephron, renal corpuscle, countercurrent system, urine formation, etc. Summarizes the different factors that regulate the function of the kidneys. 	December
	Ch-17 Locomotion and Movement	<ul style="list-style-type: none"> Differentiates between the mechanisms of locomotion of different organisms. Describes the mechanism of joint movement. 	December
	Ch-18 Neural control and coordination	<ul style="list-style-type: none"> Learner understands Neuron as Structural and Functional Unit of Neural System. Explains the roles of different neurotransmitters in nerve impulse. Analyzes the relation between endocrine and neural system. 	January
	Ch-19 Chemical Coordination and Integration	<ul style="list-style-type: none"> Relates processes and phenomena with causes and effects such as various glands located in human body, their functions. Uses scientific terminology related to hormonal imbalances and disorders. Classifies hormones on the basis of their chemical nature. 	January

4. Scheme of assessment & weightage:

Sr. No.	Name of Exam	Month of Assessment	Mode of Assessment	Weightage
1	PT1	May	Pen paper Test	20
2	PT2	July/August	Pen paper Test	20
3	Half Yearly	September	Pen paper Test	70
4	PT3	October/November	Pen paper Test	20

5	PT4	December	Pen paper Test	35
6	Final Practicals/ project/ Internal Assessment	January	As per CBSE instructions	30
7	Final examination	February/ March as per notification from DAVCAE	Pen Paper test	70

Note: Paper pen tests will consist of VSA, SA, LA, Case Based, LOTs, HOTs questions of 1,2 3, 4& 5 marks weightage.

6. CRAB Worksheets per chapter will be assigned.

7. Practical work shall be taken up as per their curriculum instructions by CBSE.

8. Prescribed books: NCERT BIOLOGY

MODERN'S ABC biology

NCERT Exemplar

ROADMAP TEMPLATE FOR CLASS XI

Session 2026-27

1.HISTORY

2.Objectives:

The History curriculum introduces the students to a set of important historical events and processes through a focus on a series of historical issues, debates and through various sources. Curriculum also focuses on some important developments in different spheres-political, social, cultural, and economic. Its study acquire students not only with the grand narratives of development-urbanisation, industrialisation, and modernisation-but they will also know about the processes of displacements and marginalisation. Through the study of these themes' students will acquire a sense of the wider historical processes around them. Many of the themes will introduce the debates in the field and show how historians continuously rethink old issues.

COURSE STRUCTURE

SECTION	THEME NUMBER	THEME TITLE	MARKS
Reading of World History		Introduction of World History	
I Early Societies	1.	Introduction Timeline 1 Writing and city life	10
II Empires	2.	Introduction Timeline 2 An Empire across three continents	10
	3.	Nomadic Empires	10
III Changing Traditions	4.	Introduction Timeline3 The three orders	10
	5.	Changing Cultural Traditions	10
IV Towards Modernisation	6.	Introduction Timeline 4 Displacing Indigenous people	10
	7.	Paths to Modernisation	15
	MAP WORK	Map work of the related themes	05
		Theory Total	80
		Project Total	20
		Grand Total	100

3. Month wise division of syllabus along with Learning Outcomes

LESSON NO.	LESSON NAME	MONTH	LEARNING OUTCOME
1.	Writing and city life	APRIL	Elucidate the interwoven social and cultural aspects of civilization in order to understand the connection between the city life and the culture of contemporary civilization through their writings.
2.	An Empire across three Continents	MAY	Explain and relate the dynamics of the Roman Empire in order to understand their polity, economy, society and culture. Examine the domains of cultural transformation in that period and the impact of slavery.
3.	Nomadic Empires	MAY/JULY	Students will be able to identify the living patterns of nomadic pastoralist society. Trace the rise and growth of Chinggis Khan in order to understand him as an Oceanic ruler.
4.	The three orders	JULY/AUGUST	Students will be able to understand the myriad aspects of feudalism with reference to the first, second, third and fourth order of the society. Relate between ancient slavery and serfdom. Assess the 14th century crisis and rise of the nation states.
5.	Changing Cultural traditions	AUGUST	Analyse the causes, events, and effects of the Renaissance, Reformation, Scientific Revolution, and Age of Exploration. Relate the different facets of Italian cities to understand the characteristics of Renaissance Humanism and Realism. Compare and contrast the condition of women in the renaissance period. Recognise major influences on the architectural, artistic, and literary developments to understand the facades of Renaissance. Critically analyse the impact on later reforms. Evaluate the Roman Catholic Church's response to the Protestant Reformation.
6.	Displacing Indigenous People	OCTOBER	Evaluate the process of displacements of the native people which led to the development of America and Australia to understand their condition. Analyse the realms of settlement of Europeans in Australia and America. Compare and contrast the lives and roles of indigenous people in these continents. Analyse the domains of Japanese nationalism

			prior and after the Second World War.
7.	Paths to Modernisation	OCTOBER/NOVEMBER	Summarise the nationalist upsurge in China from Dr Sun Yat Sen to Mao Zedong to understand the era of Communism. Analyse the Chinese path to modernization under Deng Xiaoping and Zhou enlai in order transformation rigid communism to liberal socialism. Knowledge on the histories of China and Japan from the phase of imperialism to modernization.

4.Scheme of assessment & weightage:

Sr. No.	Name of Exam	Month of Assessment	Mode of Assessment	Weightage*
1	PT1	May	Pen paper Test	20
2	PT2	July/August	Pen paper Test	20
3	Half Yearly	September	Pen paper Test	80
4	PT3	October/November	Pen paper Test	20
5	PT4	December	Pen paper Test	40
6.	Final	February	Pen Paper Test	80

NAME OF THE EXAM	SYLLABUS
PERIODIC 1	LESSON 1
PERIODIC 2	LESSON 2 AND LESSON 3
HALF YEARLY <i>NOTE:Topics already assessed in Periodic 1 and Periodic 2 will be tested again in HALF YEARLY for limited weightage.</i>	LESSON 1,2,3 and 4
PERIODIC 3	LESSON 5

PERIODIC 4	LESSON 6		
FIN			

IMPORTANT NOTE:*Full syllabus to be assessed in

Note: Paper pen tests will consist of VSA, SA, LA, Case Based, LOTs, HOTs questions of 1,2 3 ,4& 5 marks weightage

5. Internal Assessment / Practical/ Project (Teachers to specify as per their subject curriculum instructions by CBSE)

PROJECT WORK MM - 20

CBSE has decided to introduce project work in history for classes XI as a part of regular studies in the classroom, as project work gives students an opportunity to develop higher cognitive skills. It takes students to a life beyond textbooks and provides them a platform to refer materials, gather information, analyze it further to obtain relevant information and decide what matter to keep and hence understand how history is constructed

Project Work has broadly the following phases: Synopsis/ Initiation, Data Collection, Data Analysis and Interpretation, Conclusion. The aspects of the project work to be covered by students can be assessed during the academic year. 20 marks are assigned for Project Work. At the end, each learner will present the research work in the Project File to the External and Internal examiner. The questions will be asked from the Research Work/ Project File of the learner. Students should ensure that the study submitted by them is his/her own original work.

SUGGESTIVE TOPICS FOR PROJECTS - CLASS XI

1. Facets of Industrialization in the sixteenth- eighteenth centuries.
2. Crusades: causes; rationale; events; outcomes; Holy Alliance Ancient History in depth: Mesopotamia Greek Philosophy and City States
5. Contributions of Roman Civilization
6. The spirit of Renaissance: Manifestation in art; Literature; Sculpture; Influence o Community; Social Fabric; Philosophy; Political Values; Rational Thinking; Exist
7. Aspects of Development -South American States /Central American States
8. Different schools of thoughts- Realism: Humanism: Romanticism
9. Piecing together the past of Genghis Khan
10. Myriad Realms of Slavery in ancient, medieval, and modern world
11. History of Aborigines - America /Australia
12. Facets of Modernization - China /Japan/Korea

6. Practice Worksheets per chapter will be assigned.

7. Prescribed book:

1. Themes in World History NCERT

ROADMAP TEMPLATE FOR CLASS XI

1. Subject: Computer Science

2. Objectives:

Students should be able to:

- a) Develop basic computational thinking
- b) Explain and use data types
- c) Appreciate the notion of algorithms
- d) Develop a basic understanding of computer systems- architecture and operating system
- e) Explain cyber ethics, cyber safety, and cybercrime
- f) Understand the value of technology in societies along with consideration of gender and disability issues.

3. Month wise division of syllabus along with Learning Outcomes

Unit 2: Computational Thinking and Programming - I				
Month	Topic	Description	Learning Outcomes	Practical Questions
APRIL	Introduction to Problem-solving	Introduction to Problem-solving: Steps for Problem-solving (Analyzing the problem, developing an algorithm, coding, testing, and debugging), representation of algorithms using flowchart and pseudocode, decomposition	<ul style="list-style-type: none"> - Introduce problem-solving techniques such as analyzing, developing algorithms, coding, testing, and debugging - Explore decomposition as a problem-solving strategy 	
	Basics of Python programming	Familiarization with the basics of Python programming: Introduction to Python, Features of Python, executing a simple "hello world" program, execution modes: interactive mode and script mode, Python character set, Python tokens(keyword, identifier, literal, o perator, punctuator), variables, concept of l-value and r-value, use of comments	<ul style="list-style-type: none"> - Familiarize with Python programming language - Understand Python features and execution modes - Learn about Python character set, tokens, variables, and comments 	
	Knowledge of data types	Knowledge of data types: Number(integer, floating point,complex), boolean, sequence(string, list, tuple), None, Mapping(dictionary), mutable and immutable data types.	<ul style="list-style-type: none"> - Explore different data types in Python (number, boolean, sequence, mapping, None) - Understand the concept of mutable and immutable data types 	
	Operators		<ul style="list-style-type: none"> - Introduce arithmetic, relational, logical, assignment, and identity operators in Python 	

Month	Topic	Description	Learning Outcomes	Practical Questions
MAY			- Understand operator precedence and usage	
	Expressions, statement, I/O		- Learn about expressions, statements, and type conversion in Python - Understand input/output operations in Python	
	Flow of Control		- Understand sequential, conditional, and iterative flow control in Python - Explore indentation-based syntax in Python	
	Conditional statements		- Introduce if, if-else, and if-elif-else statements in Python - Provide examples of using conditional statements to control program flow	
	Iterative Statement		- Explore for and while loops in Python - Understand the range() function and loop control statements (break, continue)	
MAY	Errors		- Identify and understand syntax errors, logical errors, and runtime errors in Python - Explore strategies for debugging Python code	
JULY				
AUGUST	Lists	Lists: introduction, indexing, list operations (concatenation, repetition, membership and slicing), traversing a list using loops, built-in functions/methods—len(), list(), append(), extend(), insert(), count(), index(), remove(), pop(), reverse(), sort(), sorted(), min(), max(), sum(); nested lists, suggested programs: finding the maximum, minimum, mean of numeric values stored in a list; linear search on list of numbers and counting the frequency of elements in a list.	- Understand list data structure in Python - Explore list operations and built-in list methods/functions	
	Dictionary	Dictionary: introduction, accessing items in a dictionary using keys, mutability of a dictionary (adding a	- Explore dictionary data structure in Python	

Month	Topic	Description	Learning Outcomes	Practical Questions
		new term, modifying an existing item), traversing a dictionary, built-in functions/methods – len(), dict(), keys(), values(), items(), get(), update(), del, clear(), fromkeys(), copy(), pop(), popitem(), setdefault(), max(), min(), sorted()); Suggested programs: count the number of times a character appears in a given string using a dictionary, create a dictionary with names of employees, their salary and access them.	- Understand dictionary operations and built-in dictionary methods/functions	
	Strings	Strings: introduction, string operations (concatenation, repetition, membership and slicing), traversing a string using loops, built-in functions/methods–len(), capitalize(), title(), lower(), upper(), count(), find(), index(), endswith(), startswith(), isalnum(), isalpha(), isdigit(), islower(), isupper(), isspace(), lstrip(), rstrip(), strip(), replace(), join(), partition(), split()	- Familiarize with string manipulation in Python - Learn about string operations and built-in string methods/functions	
	Tuples	Tuples: introduction, indexing, tuple operations (concatenation, repetition, membership and slicing); built-in functions/methods – len(), tuple(), count(), index(), sorted(), min(), max(), sum()); tuple assignment, nested tuple; suggested programs: finding the minimum, maximum, mean of values stored in a tuple; linear search on a tuple of numbers, counting the frequency of elements in a tuple.	- Introduce tuple data structure in Python - Learn about tuple operations and built-in tuple methods/functions	
	Introduction to Python modules	Introduction to Python modules: Importing module using 'import ' and using from statement, importing math module (pi, e, sqrt(), ceil(), floor(), pow(), fabs(), sin(), cos(), tan()); random module (random(), randint(), randrange()), statistics module (mean(), median(), mode()).	- Familiarize with importing and using modules in Python - Explore commonly used modules such as math, random, and statistics	

Unit 1: Computer Systems and Organisation

Month	Topic	Learning Outcomes	Practical Questions
OCTOBER	Basic computer organization	<ul style="list-style-type: none"> - Understand the components of a computer system - Learn about hardware, software, input/output devices, CPU, and memory 	
	Types of software	<ul style="list-style-type: none"> - Explore system software and application software - Understand the role of operating systems and programming tools 	
	Operating System(OS)	<ul style="list-style-type: none"> - Familiarize with the functions and user interface of operating systems 	
	Boolean logic	<ul style="list-style-type: none"> - Introduce basic logic gates and truth tables - Understand De Morgan's laws 	
	Number System	<ul style="list-style-type: none"> - Learn about binary, octal, decimal, and hexadecimal number systems - Practice converting between different number systems 	
	Encoding Schemes	<ul style="list-style-type: none"> - Explore ASCII, ISCII, and Unicode encoding schemes - Understand the importance of character encoding in digital communication 	

Unit 3: Society, Law and Ethics

Month	Topic	Objectives	Practical Questions
NOVEMBER & DECEMBER	Digital Footprints	<ul style="list-style-type: none"> - Understand the concept of digital footprints and their implications - Learn about tracking and managing digital traces 	
	Digital Society and Netizen	<ul style="list-style-type: none"> - Explore netiquette, communication etiquettes, and social media etiquettes - Understand the importance of responsible online behavior 	
	Data Protection	<ul style="list-style-type: none"> - Familiarize with intellectual property rights (copyright, patent, trademark) - Learn about data protection laws and open source software licensing 	
	Cyber Crime	<ul style="list-style-type: none"> - Understand different types of cybercrime (hacking, phishing, cyberbullying, etc.) - Learn about cyber safety measures and identity protection 	
	Malware	<ul style="list-style-type: none"> - Learn about different types of malware (viruses, trojans, adware, etc.) - Understand the risks associated with malware infections 	

Month	Topic	Objectives	Practical Questions
	E-waste management	<ul style="list-style-type: none"> - Explore the proper disposal and recycling of electronic waste - Understand the environmental and health impacts of improper e-waste disposal 	
	Information Technology Act (IT Act)	<ul style="list-style-type: none"> - Familiarize with the key provisions and objectives of the Information Technology Act - Understand the legal framework for addressing cybercrimes and protecting digital rights 	
	Technology and society	<ul style="list-style-type: none"> - Explore gender and disability issues in technology and society - Understand the importance of inclusivity and accessibility in technology 	

4. Scheme of assessment & weightage:

Sr. No.	Name of Exam	Month of Assessment	Mode of Assessment	Weightage*
1	PT1	May	Pen paper Test	20
2	PT2	July/August	Pen paper Test	20
3	Half Yearly	September	Pen paper Test	70
4	PT3	October/November	Pen paper Test	20
5	PT4	December	Pen paper Test	35
6.	Final Practicals/ Project/Internal Assessment	January	As per CBSE instructions	30
7.	Final Examination	February/March as per notification from DAVCAE	Pen paper Test	70

Note: Paper pen tests will consist of VSA, SA, LA, Case Based, LOTs, HOTs questions of 1,2 3 ,4& 5 marks weightage

ROADMAP FOR CLASS XI

1. Subject: INFORMATICS PRACTICES

2. Objectives:

Students will be able to:

- Identify the components of computer system.
- Create Python programs using different data types, lists and dictionaries.
- Understand database concepts and Relational Database Management Systems.
- Retrieve and manipulate data in RDBMS using Structured Query Language
- Identify the Emerging trends in the fields of Information Technology.

3. Month wise division of syllabus along with Learning Outcomes

Month	Unit	Topic	Description	Learning Outcomes
APRIL	Unit 2	Basics of Python Programming	Introduce Python language and its features. Understand program structure, execution modes, and basic syntax rules.	- Gain familiarity with Python programming language. - Understand Python program structure and syntax.
		Data Types and Operators	Explore data types (integers, floats, strings, lists, tuples, dictionaries) and operators (arithmetic, comparison, logical, assignment) in Python. mutable and immutable data types. comments, input and output statements, data type conversion, debugging.	- Understand various data types available in Python. - Learn how to use different operators for computations and comparisons.
MAY		Control Statements	Learn control flow statements (if-else, if-elif-else, while, for loops).	- Understand how to control program flow using conditional and loop statements.
JULY		Lists and Dictionaries	Explore lists and dictionaries in Python, including creation, initialization, traversal, and manipulation. Learn built-in functions and methods for working with lists and dictionaries like len(), list(), append(), insert(), count(), index(), remove(), pop(), reverse(), sort(), min(), max(), sum() Dictionary: concept of key-value pair, creating, initializing, traversing, updating and deleting elements, dictionary methods and built-in functions – dict(), len(), keys(), values(), items(), update(), del, clear()	- Gain proficiency in working with lists and dictionaries. - Learn how to use built-in functions and methods for list and dictionary operations.
AUGUST	Unit 3	Basics of Database Concepts	Introduction to database concepts and its need, Database Management System.	- Understand the relational data model and its components. - Recognize the importance of databases in organizing and managing structured data.

Month	Unit	Topic	Description	Learning Outcomes
		Introduction to MySQL	Relational data model: Concept of domain, tuple, relation, candidate key, primary key, alternate key Advantages of using Structured Query Language, Data Definition Language, Data Query Language and Data Manipulation Language, Introduction to MySQL, creating a database using MySQL, Data Types	<ul style="list-style-type: none"> - Gain familiarity with MySQL and its functionalities. - Understand how to use MySQL for database operations.
		SQL Commands	Data Definition: CREATE DATABASE, CREATE TABLE, DROP, ALTER Data Query: SELECT, FROM, WHERE with relational operators, BETWEEN, logical operators, IS NULL, IS NOT NULL Data Manipulation: INSERT, DELETE, UPDATE	<ul style="list-style-type: none"> - Learn essential SQL commands for database operations - Understand how to perform data definition, querying, and manipulation using SQL.
	Unit 4	Emerging Technologies	Explore various emerging technologies such as Artificial Intelligence, Machine Learning, Natural Language Processing, Immersive experience (AR, VR), Robotics, Big data and its characteristics, Internet of Things (IoT), Sensors, Smart cities, Cloud Computing and Cloud Services (SaaS, IaaS, PaaS); Grid Computing, Block chain technology.	<ul style="list-style-type: none"> - Gain awareness of emerging technologies and their applications. - Understand the potential impact of emerging technologies on society and various industries.
	Unit 1	Evolution of Computing Devices	Explore the historical development of computing devices from ancient tools like the abacus to modern computers. Understand key milestones and innovations shaping the evolution of computing.	<ul style="list-style-type: none"> - Gain insight into the historical context and evolution of computing. - Understand the significance of key inventions and advancements in computing history.
		Components of a Computer System	Identify and describe essential components of a computer system, including CPU, memory, storage, input/output devices. Understand how these components work together to execute programs and process data.	<ul style="list-style-type: none"> - Recognize and explain the functions of key hardware components in a computer system. - Understand the role of each component in the overall operation of a computer system.
		Input/Output Devices	Define input and output devices and their roles in interacting with computers. Explore examples of input and output devices and their functions.	<ul style="list-style-type: none"> - Identify various input and output devices and their functions. - Understand how input and output devices facilitate user interaction with computers.
		Computer Memory	Differentiate between primary and secondary memory. Learn about memory units and their conversions. Explore topics like data deletion, recovery methods, and memory security concerns.	<ul style="list-style-type: none"> - Understand the distinction between primary and secondary memory. - Learn memory units and their conversions. - Gain awareness of data security issues related to computer memory.
		Software	Define software and its purpose. Differentiate between system and application software. Explore types of software based on their purpose.	<ul style="list-style-type: none"> - Understand the role and types of software in computing. - Differentiate between system and application software. - Identify examples of generic and specific-purpose software.

Month	Unit	Topic	Description	Learning Outcomes

4. Scheme of assessment & weightage:

Sr. No.	Name of Exam	Month of Assessment	Mode of Assessment	Weightage*
1	PT1	May	Pen paper Test	20
2	PT2	July/August	Pen paper Test	20
3	Half Yearly	September	Pen paper Test	70
4	PT3	October/November	Pen paper Test	20
5	PT4	December	Pen paper Test	35
6.	Final Practicals/ Project/Internal Assessment	January	As per CBSE instructions	30
7.	Final Examination	February/March as per notification from DAVCAE	Pen paper Test	70

Note: Paper pen tests will consist of VSA, SA, LA, Case Based, LOTs, HOTs questions of 1,2 3 ,4& 5 marks weightage

*** Please keep/ change the weightage as per bifurcation of theory and practical/ project/ IA marks**

5. Internal Assessment / Practical/ Project (Teachers to specify as per their subject curriculum instructions by CBSE)

6. Practice Worksheets per chapter will be assigned.

7. Prescribed books:

2. Objective:

Senior Secondary stage of school education is a stage of transition from general education to discipline-based focus on curriculum. It requires rigour and depth of disciplinary approach. The curriculum content emphasis on

- Recognise, identify and strengthen the unique capabilities of each student in Physics by conceptual understanding of the content .
- Understand the international nature of science and the interdependence of science, technology and society, including the benefits, limitations and implications imposed by social, economic, political, environmental, cultural and ethical factors.
- Think analytically, critically and creatively to solve problems, judge arguments and make decisions in scientific and other contexts.

- Emphasis on use of SI units, symbols, nomenclature of physical quantities and formulations as per international standards.
- Providing logical sequencing of units of the subject matter and proper placement of concepts with their linkage for better learning.
- Reducing the curriculum load by eliminating overlapping of concepts / content within the discipline and other disciplines.
- Promotion of process-skills, problem-solving abilities and applications of Physics concepts.
- Strengthen the concepts developed at the secondary stage to provide firm foundation for further learning in the subject.
- Expose the learners to different processes used in Physics-related industrial and technological applications.
- Develop process-skills and experimental, observational, manipulative, decision making and investigatory skills in the learners.
- Promote problem solving abilities and creative thinking in learners.
- Develop conceptual competence in the learners and make them realize and appreciate the interface of Physics with other disciplines.

3. Month Wise Syllabus

CHAPTER NUMBER	CHAPTER NAME	MONTH	LEARNING OUT COME
1.	Units and Measurements	April	Identifies and applies the concept of dimensions, dimensional formulae and dimensional analysis techniques to write, validate and derive correct physical equations.
2.	Motion in a straight line	April, May	Describes position, distance and displacement of a body in motion. Explains average and instantaneous velocity Explains the concept of acceleration of a body in non uniform motion, Derives and explains kinematic equations of linearly accelerated motion
3.	Motion in a plane	May	States and derives the equations of a uniformly accelerated motion of a body in a plane using vectoral notation. Describes projectile motion and derives all equations related to projectile motion. Applies the concepts of vectors to explain the motion of a body along a circular path. Explains the multiplication of vectors using scalar product method
4.	Laws of motion	July	States Newton's first law of motion and identifies the role of inertia in common day-to-day experiences. Explains Newton's second law of motion; discovers its mathematical differential formulation. States Newton's third law of motion and infers the Law of conservation of momentum from Newton's second and third laws. Applies the Law of conservation of momentum to the collisions of bodies in 1- and 2-dimensional motion. Identifies common mechanical forces that act on a body at rest or motion. Identifies common mechanical forces that act on a body at rest or motion. Describes the dynamics of motion of a car along a circular track. Writes and solves free body equations in mechanics
5.	Work, Energy and Power	July	Derives and explains work- energy theorem. Defines kinetic energy of a body in motion. Describes the concept of the potential energy of a body in relation to conservative forces acting

			on a body. Identifies spring force as a conservative force and derives an expression for potential energy stored in a spring. Identifies various forms of energy and states the law of conservation of energy. Defines instantaneous mechanical power of a body. .Explains collisions between two bodies moving along a straight line or in a plane
6.	System of particles and rotational motion	July, August	Defines and describes center of mass of a rigid body and derives formula for linear momentum of a system of particles. Defines the various angular variables associated with a rigid body in rotational motion around a fixed axis. Recognises the conditions of mechanical equilibrium in a rigid body. .Explains centre of gravity of a rigid body in terms of torques due to gravitational forces. Defines moment of inertia as an analogue of mass of a rigid body in rotational motion and proves the two theorems related to moment of inertia of a rigid body about a fixed axis. States and derives kinematic equations of a rigid body and explains dynamics of rotational motion of a rigid body in terms of torque, work done and angular momentum about a fixed axis of rotation. Describes and differentiates angular momentum vector for a symmetric and asymmetric rigid bodies rotating about a fixed axis. .Defines and explains the rolling motion of a rigid body.
7.	Gravitation	August	States and explains Kepler's laws of planetary motion. States and explains Newton's Universal law of gravitation. Describes and explains acceleration due to gravity and the factors on which it depends upon. Explains gravitational potential energy in relation to the conservative force of gravitation. Explains escape speed and derives it from the principle of conservation of energy. Describes the dynamics of the motion of Earth satellites by applying Kepler's laws.
8.	Mechanical properties of solid	September	Differentiates between rigid, elastic and plastic bodies. Explains elastic behaviour in solids. Describes and explains different types of stresses and corresponding strains produced in a

			body. Describes elastic moduli of various bodies with different materials, elastic behaviours and shapes. Explains and derives elastic potential energy stored in a stretched wire. Appreciates the applications of Elastic behaviour of materials.
9.	Mechanical properties of fluids	October	Defines fluids and explains pressure experienced in fluids. Explains the effect of gravity on fluid pressure. Describes and explains hydraulic machines based on Pascal's law. Explains the properties, laws and mathematical equations followed during fluid flow. Explains the properties, laws and mathematical equations followed during fluid flow. Explains the viscosity of fluids in terms of fluid friction. Explains surface tension as surface property of liquids only.
10.	Thermal properties of matter	October	Explains and differentiates between heat and temperature of a body. Explains thermal expansion in substances and identifies linear, superficial and cubical expansions. Defines heat capacity and specific heat capacity of a substance and states its importance in the amount of heat exchanged by a body to change its temperature. Explains the process of change of state and describe the heat exchanges during the process. Explains the mechanisms of heat transfers from one body to another through conduction, convection and radiation.
11.	Thermodynamics	November	States and explains Zeroth law of thermodynamics. Describes and explains the three important thermodynamic variables as heat, internal energy and work done. States and explains the first law of thermodynamics. Describes and explains specific heat capacity and molar specific heat of matter. States and explains the second law of thermodynamics. Explains the working principle of an ideal Carnot engine.
12.	Kinetic Theory	December	Explains Dalton's atomic theory of matter, lists its postulates and describes the properties of different states of matter. Describes and explains the behaviour of gases basis the gas laws. States kinetic theory of gases and uses the theory to explain

			the pressure exerted by gas molecules and its temperature. States and explains the law of equipartition of energies for gas molecules with varying degrees of freedom. Describes specific heat capacities of gases, solids and water and states their values in terms of universal gas constant. Defines mean free path of gas molecules based on the kinetic theory of gases.
13.	Oscillations	January	Describes periodic and oscillatory motion using common examples and states suitable equations of motion. States the equations governing the displacement, velocity and acceleration of a body in simple harmonic motion. States the equations governing the displacement, velocity and acceleration of a body in simple harmonic motion. Explains the energy and the force law of the body in SHM. Identifies a few examples of bodies in SHM and derives their equations of motion and time periods.
14.	Waves	January	Describes the concept of wave motion with examples. Explains the characteristics of transverse and longitudinal wave motions with examples. Writes and explains the displacement equations for progressive waves. Derives the expressions for velocity of travelling progressive waves. States the principle of superposition of mechanical waves and derives the equations of resultant wave. Describes the reflection of progressive waves from rigid and non rigid boundaries. Defines and explains standing waves produced due to the reflection of waves by two boundaries. Demonstrates and explains the formation of beats due to superposition of sound waves of slightly different frequencies.

4. Scheme of assessment & weightage:

Sr. No.	Assessment Cycle	Month of Assessment	Mode of Assessment	Weightage
---------	------------------	---------------------	--------------------	-----------

1	PT1	May	Pen paper Test	20
2	PT2	July/August	Pen paper Test	20
3	Half YEARLY	September	Pen paper Test	70
4	PT3	October/November	Pen paper Test	20
5	PT4 (PAT)	December	Pen paper Test	35
6.	Final	February/March	Pen paper Test	70

5. Note: Paper pen tests will consist of VSA, SA, LA, Case Based, LOTs, HOTs questions of 1,2 3 ,4& 5 marks weightage

6. Practical Exam Break up:

7. Worksheets per chapter will be assigned.

8. Prescribed Books:

1. Physics Part-I, Textbook for Class XI, Published by NCERT
2. Physics Part-II, Textbook for Class XI, Published by NCERT
3. Laboratory Manual of Physics, Class XI Published by NCERT
4. Supplementary Reading Material in Physics, CBSE
5. NCERT Exemplar

Road Map for Class XI (2026-2027)

1. Subject: Psychology

2. Objectives:

To foster an understanding and appreciation of the human mind and behavior within the context of the learners' immediate environment and social setting.

To introduce students to the foundational concepts, principles, and methodologies of Psychology as a scientific discipline.

To encourage students to construct their own understanding of psychological concepts such as Learning, Thinking, Human Development etc. through engaging pedagogical approaches such as case studies, real-life narratives, experiential activities, and reflection on day-to-day experiences.

To help students understand their own thoughts, emotions and behaviors fostering personal growth and resilience, preparing them to become responsible global members of society.

3. Month wise division of syllabus

Sr. No	Psychology (Theory)	Practical	Learning Outcomes	Month
1.	Unit I: What is Psychology? Evolution of Psychology/ Development of Psychology in India Branches of Psychology	Introduction to Methods of Enquiry in Psychology Introduction to steps in conducting psychological research	Understand the nature and role of Psychology in understanding mind and behaviour. To gain insight into the various branches of Psychology and explore its interconnections with other academic fields and professional domains.	April

	<p>Unit VI: Learning</p> <p>Classical Conditioning</p> <p>Operant Conditioning</p> <p>Types of Learning</p>		<p>or types of learning and the procedures used in such types of learning.</p> <p>Understand various psychological processes that occur during learning and influence its course, and explain the determinants of learning.</p>	
4.	<p>Unit VII: Human Memory</p> <p>Types of memory and levels of memory processing.</p> <p>Nature and causes of Forgetting</p>		<p>To understand the Nature of Memory.</p> <p>To distinguish between different types of memory.</p> <p>To understand the nature of Forgetting and ways to improve memory.</p>	August
5.	<p>Unit VII: Thinking</p> <p>Steps to problem solving</p> <p>Convergent and divergent creativity</p> <p>Unit VIII: Motivation and Emotion</p> <p>Basic emotions and expressions</p> <p>Maslow Hierarchy of Needs</p>		<p>To study the process of problem solving, reasoning and decision making.</p> <p>To understand the nature of human motivation, expressions and emotions/managing negative emotions/enhancing positive emotions.</p>	October
6.	<p>Revision</p>			November

4. Scheme of assessment and weightage:

Sr. No	Name of Exam	Month of Assessment	Mode of Assessment	Weightage
1.	PT 1	May	Pen paper test	20
2.	PT 2	July/August	Pen paper test	20
3.	HALF YEARLY	September	Pen paper test	70
4.	PT 3	November	Pen paper test	20
5.	FINAL PRACTICAL	January	Pen paper test	30
6.	FINAL EXAMINATION	February/March as per notification from DAVCAE	Pen paper test	70

5. Prescribed Books

1. Psychology, Class XI, Published by NCERT

6. Practical/Project: Distribution of Marks:

Practical (Experiments) file 05 Marks

Project File 05 Marks

Viva Voce (Project and experiment) 05 Marks

One experiment (05 marks for conduction of experiment and 10 marks for reporting)

ROADMAP TEMPLATE FOR CLASS XI (2026-2027)

Subject: ECONOMICS (030)

Objectives: The students will be able to -

- Understanding of some basic economic concepts and development of economic reasoning which the learners can apply in their day- to- day life as citizens, workers and consumers.
- Realization of learners' role in nation building and sensitivity to the economic issues that the nation is facing today.
- Equipment with basic tools of economics and statistics to analyze economic issues. This is pertinent for even those who may not pursue this course beyond senior secondary stage.
- Development of understanding that there can be more than one view on any economic issue and necessary skills to argue logically with reasoning.
- Efficacy of economic policies in maintaining stability in various spheres of the economy.
- To acquire analytical skills to observe and understand the economic realities.
- To cultivate economic citizenship in learners & a sense of responsibility in the economic field.

Month wise division of syllabus along with Learning Outcomes:

UNIT NO.	UNIT NAME	NAME OF THE CHAPTER	MONTH	LEARNING OUTCOMES
UNIT 4 (PART B- INTRODUCTORY MICROECONOMICS)	INTRODUCTION	CH 1: Introduction	April	The students will be able to: 1. Discuss the three central problems of an economy and how does it determine the resource allocation – what, how and for whom to produce. 2. Describe the movement along a PPC and opportunity cost and shifts its economy's PPC to the right or left and is caused by changes in investment, technology. 3. Evaluate if India is a centrally planned economy, a market economy or a mixed economy. 4. Analyse positive and normative economics.
UNIT 1 (PART A– STATISTICS FOR ECONOMICS)	INTRODUCTION	CH 1: Introduction	April	The students will be able to: 1. Elucidate what are economic policies and

				<p>the ways to analyse them.</p> <ol style="list-style-type: none"> 2. Mention how statistics is used in the subject of Economics. 3. Describe the role of statistics in Economics. 4. Explain the importance of studying Economics.
UNIT 2 (PART A- STATISTICS FOR ECONOMICS)	COLLECTION, ORGANISATION AND PRESENTATION OF DATA	<p>CH 2: Collection of Data CH 3: Organisation of Data CH 4: Presentation of Data</p>	May & July	<p>The students will be able to -</p> <ol style="list-style-type: none"> 1. Acquire skills for collection, organization and presentation of quantitative and qualitative information pertaining to various simple economic aspects systematically. 2. Explain the meaning and purpose of collection of data. 3. Distinguish between primary and secondary sources of data. 4. Infer how variables of the data provide important information. 5. Analyse and interpret data related to the Indian Economy.
UNIT 5 (PART B- INTRODUCTORY MICROECONOMICS)	CONSUMER'S EQUILIBRIUM AND DEMAND	CH 2: Theory of Consumer Behavior	July	<p>The students will be able to:</p> <ol style="list-style-type: none"> 1. Explain utility and its types. 2. Describe budget set and budget line. 3. Discuss consumer equilibrium with the help of the indifference curve. 4. Analyses the changes in the budget line. 5. Draw a demand curve, supply curve and how

				<p>is it used to illustrate movement, extension and contraction in demand and supply.</p> <ol style="list-style-type: none"> 6. Describe the elasticity of demand. 7. Analyses the factors affecting the elasticity of demand. 8. Explains inferior and normal goods.
UNIT 3 (PART A – STATISTICS FOR ECONOMICS)	STATISTICAL TOOLS AND INTREPRETATION	CH 5: Measures of Central Tendency	July	<p>The students will be able to:</p> <ol style="list-style-type: none"> 1. Describe the role and methods of calculating arithmetic mean for various kinds of data. 2. Describe the role and methods of calculating median for various kinds of data. 3. Describe the role and methods of calculating mode for various kinds of data.
UNIT 6 (PART B- INTRODUCTORY MICROECONOMICS)	PRODUCER BEHAVIOUR AND SUPPLY	CH 3: Production And Costs	August	<p>The students will be able to:</p> <ol style="list-style-type: none"> 1. Describe marginal and average product. 2. Describes the law of variable proportions. 3. Explain firm’s costs and revenue goals using total, average and marginal concepts. 4. Illustrates the shapes of the short run and long run cost curves. 5. Explains the constant, increasing and decreasing returns with increasing scale. 6. Numerically derives all the cost from the total fixed cost and total variable cost. 7. Derives the various formulae of short -run total and average costs.

<p>UNIT 3 (PART A – STATISTICS FOR ECONOMICS)</p>	<p>STATISTICAL TOOLS AND INTREPRETATION</p>	<p>CH 7: Correlation CH 8: Index Numbers CH 9: Use of Statistical Tools</p>	<p>October</p>	<p>The students will be able to:</p> <ol style="list-style-type: none"> 1. Explain the nature of the relationship between two variables. 2. Understand the method of correlation. 3. Enlist examples where the study of the relationship between variables is important. 4. Understands the usage of Karl Pearson’s coefficient of correlation to a linear relationship between variables. 5. Explain the meaning of index number. 6. Explain consumer price index and wholesale price index. 7. Analyse how inflation is measured using the different index numbers.
<p>UNIT 7 (PART B – INTRODUCTORY MICROECONOMICS</p>	<p>PERFECT COMPETITION – PRICE DETERMINATION AND SIMPLE APPLICATIONS</p>	<p>CH 4: The Theory of the Firm under Perfect Competition</p>		<p>The students will be able to:</p> <ol style="list-style-type: none"> 1. Explain competitive markets and use diagram to show the effect of large number of firms on price, quantity, choice and profit.
<p>UNIT 6 (PART B- INTRODUCTORY MICROECONOMICS)</p>	<p>PRODUCER BEHAVIOUR AND SUPPLY</p>	<p>CH 3: Production And Costs</p>	<p>November</p>	<p>The students will be able to:</p> <ol style="list-style-type: none"> 1. Describe marginal and average revenue. 2. Describe the producer’s equilibrium. 3. Explain supply, market supply and supply schedule. 4. Illustrates supply curves. 5. Determinants of supply and Price elasticity of Supply. Measurement of price elasticity of supply-

				percentage change method.
UNIT 7 (PART B – INTRODUCTORY MICROECONOMICS)	PERFECT COMPETITION – PRICE DETERMINATION AND SIMPLE APPLICATIONS	CH 5 : Market Equilibrium	December	The students will be able to – 1. Explains market equilibrium, draw and interpret demand and supply schedules and curves used to identify disequilibrium prices and shortages. 2. Evaluates the equilibrium of a perfect competitive market using demand – supply curve. 3. Illustrates the impact of a shift in the demand and supply curve. 4. Explains the role of price ceiling in necessary goods. 5. Analyse the role of price flooring in the case of agricultural goods. 6. Describes the impact of changes in market equilibrium. 7. Demonstrate the role of Government in overcoming the limitations of the market system.

PROJECT WORK (20 MARKS)

Marking Scheme : Marks are suggested to be given as ---

S. No.	Heading	Marks allotted
1.	Relevance of the topic	3
2.	Knowledge content/ Research Work	6
3.	Presentation Technique	3
4.	Viva - voce	8
	Total	20 Marks

4. Scheme of assessment & weightage:

Sr. No.	Name of Exam	Month of Assessment	Mode of Assessment	Weightage*
1	PT1	May	Pen paper Test	20
2	PT2	July/August	Pen paper Test	20
3	Half Yearly	September	Pen paper Test	80
4	PT3	October/November	Pen paper Test	20
5	PT4	December	Pen paper Test	40
6.	Final Practicals/ Project/Internal Assessment	January	As per CBSE instructions	20
7.	Final Examination	February/March as per notification from DAVCAE	Pen paper Test	80

CURRICULUM CONTENT FOR VARIOUS ASSESSMENTS:

ASSESSMENT	SYLLABUS
PERIODIC TEST - I	UNIT 1 & UNIT 4
PERIODIC TEST - II	UNIT 2 and UNIT-5(COVERED PART)
HALF YEARLY EXAM NOTE: Topics already assessed in Periodic 1 & Periodic 2 will be tested again in HALF YEARLY Exam.	UNIT 3 & UNIT 5
PERIODIC TEST -III	UNIT 3 and UNIT 7 (COVERED PART)
PERIODIC TEST - IV	UNIT 3, UNIT 6 and UNIT 7
FINAL EXAMINATION	FULL SYLLABUS

Note: Paper pen tests will consist of VSA, SA, LA, Case Based, LOTs, HOTs questions of 1, 2 3, 4 & 5 marks weightage

*** Please keep/ change the weightage as per bifurcation of theory and practical/ project/ IA marks**

5. Internal Assessment / Practical/ Project (Teachers to specify as per their subject curriculum instructions by CBSE)

6. Practice Worksheets per chapter will be assigned.

7. Prescribed books:

1. INTRODUCTORY MICROECONOMICS, NCERT

2. STATISTICS FOR ECONOMICS, NCERT

3. SUPPLEMENTARY READING MATERIAL IN ECONOMICS, CBSE

S.No.	UNIT	Marks
1	Some Basic Concepts of Chemistry	7
2	Structure of Atom	9
3	Classification of Elements and Periodicity in Properties	6
4	Chemical Bonding and Molecular Structure	7

ROAD MAP

Class -11(2026-27)

CHEMISTRY

SUBJECT CODE: 043

Rationale

The second phase of Secondary stage is the most crucial stage of school education because at this juncture specialised discipline based, content oriented courses are introduced. Students reach this stage after 10 years of general education and opt for Chemistry with a purpose of pursuing their career in basic sciences or professional courses like medicine, engineering, technology and to study courses in applied areas of science and technology at tertiary level. Therefore, there is a need to provide the learners with sufficient conceptual background of Chemistry, which will make them competent to meet the challenges of academic and professional courses after this stage. The new and updated curriculum is based on a disciplinary approach with rigour and depth ensuring that the syllabus is not heavy and at the same time it is comparable to that at the international level. The pedagogy of Chemistry has undergone tremendous changes in recent times. To keep pace with the developments in Chemistry, many new areas like green chemistry, material science, biomolecules, and industrial chemistry deserve to be an integral part of the chemistry syllabus at this stage. In addition, the nomenclature of elements and compounds; symbols, and units of physical quantities, recommended by scientific bodies like IUPAC and CGPM also need to be incorporated in the updated syllabus. The proposed syllabus takes due care to address these issues.

Objectives The curriculum of Chemistry at the second phase of Secondary stage has been designed to:

- equip the learners with tools to understand the working of Chemistry rather than mere facts of it; ● develop the necessary conceptual foundations of chemistry and ability to apply them to real life situations;
- enable the learners to represent chemical phenomena at macroscopic, molecular, and symbolic levels;
- make the learners identify patterns and form connections that underlie various chemical phenomena;
- prepare the learners to contribute to frontier research areas related to climate change, environmental issues, materials science, biology and medicine etc.:
- inculcate problem solving skills in the learners and integrate life skills and values in the context of chemistry; and
- apprise learners of the interface of chemistry with other disciplines of science such as physics, biology, geology, engineering etc.

COURSE STRUCTURE CLASS XI (THEORY)

Time: 3 Hours

5	Chemical Thermodynamics	9
6	Equilibrium	7
7	Redox Reactions	4
8	Organic Chemistry: Some basic Principles and Techniques	11
9	Hydrocarbons	10

Unit 1: Some Basic Concepts of Chemistry

Importance of Chemistry, Nature of Matter, Properties of Matter and their Measurement, Uncertainty in Measurement, Laws of Chemical Combination, Dalton's Atomic Theory, Atomic and Molecular Masses, Mole Concept and Molar Masses, Percentage Composition, Stoichiometry and Stoichiometric Calculations.

Unit 2: Structure of Atom

Discovery of Sub-atomic Particles, Atomic Models, Developments Leading to the Bohr's Model of Atom, Bohr's Model for Hydrogen Atom, Towards Quantum Mechanical Model of the Atom, Quantum Mechanical Model of Atom.

Unit 3: Classification of Elements and Periodicity in Properties

Why we Need to Classify Elements? Genesis of Periodic Classification, Modern Periodic Law and the Present Form of Periodic Table, Nomenclature of Elements with Atomic Number > 100 , Electronic Configuration of Elements and the Periodic Table, Electronic Configuration of Elements and Types of Elements: s-, p-, d-, f- Blocks, Periodic Trends in Properties of Elements.

Unit 4: Chemical Bonding and Molecular Structure

Kossel-Lewis Approach to Chemical Bonding, Ionic or Electrovalent Bond, Bond Parameters, The Valence Shell Electron Pair Repulsion (VSEPR) Theory, Valence Bond Theory, Hybridisation, Molecular Orbital Theory, Bonding in Some Homonuclear Diatomic Molecules, Hydrogen Bonding.

Unit 5: Thermodynamics

Thermodynamic Terms, Applications, Measurement of ΔU and ΔH : Calorimetry, Enthalpy Change, and ΔH of a Reaction – Reaction Enthalpy, Enthalpies for Different Types of Reactions, Spontaneity, Gibbs Energy Change and Equilibrium.

Unit 6: Equilibrium

Equilibrium in Physical Processes, Equilibrium in Chemical Processes – Dynamic Equilibrium, Law of Chemical Equilibrium and Equilibrium Constant, Homogeneous Equilibria, Heterogeneous Equilibria, Applications of Equilibrium Constants, Relationship between Equilibrium Constant K , Reaction Quotient Q and Gibbs Energy G , Factors Affecting Equilibria, Ionic Equilibrium in Solution, Acids, Bases and Salts, Ionization of Acids and Bases, Buffer Solutions, Solubility Equilibria of Sparingly Soluble Salts.

Unit 7: Redox Reactions

Classical Idea of Redox Reactions – Oxidation and Reduction Reactions, Redox Reactions in Terms of Electron Transfer Reactions, Oxidation Number, Redox Reactions and Electrode Processes.

Unit 8: Organic Chemistry – Some Basic Principles and Techniques

General Introduction, Tetravalence of Carbon: Shapes of Organic Compounds, Structural Representations of Organic Compounds, Classification of Organic Compounds, Nomenclature of Organic Compounds, Isomerism, Fundamental Concepts in Organic Reaction Mechanism, Methods of Purification of Organic Compounds, Qualitative Analysis of Organic Compounds, Quantitative Analysis

Unit 9: Hydrocarbons

Classification, Alkanes, Alkenes, Alkynes, Aromatic Hydrocarbon, Carcinogenic and Toxicity.

Note: The following topics are included in the syllabus but will be assessed only formatively to reinforce understanding without adding to summative assessments. This reduces academic stress while ensuring meaningful learning. Schools can integrate these with existing chapters as they align well. Relevant NCERT textual material is enclosed for reference.

1. s & p Block Elements Electronic configuration, atomic & Ionic radii, Ionization Enthalpy, Hydration Enthalpy and general trends in physical and chemical properties of s and p block elements across the periods and down the groups; unique behavior of the first element in each group.

2. The Gaseous State Qualitative treatment of Gas laws, Ideal gas equation and deviations from it.

PRACTICAL SYLLABUS

Evaluation Scheme for Examination	30
Volumetric Analysis	8
Salt Analysis	8
Content Based Experiment	6
Project work	4
Lab Record and Viva	4
Total	30

Practical Syllabus

. A. Basic Laboratory Techniques

1. Cutting glass tube and glass rod 2. Bending a glass tube 3. Drawing out a glass jet 4. Boring a cork

B. Characterization and Purification of Chemical Substances

1. Determination of melting point of an organic compound.

2. Determination of boiling point of an organic compound.

3. Crystallization of impure sample of any one of the following: Alum, Copper Sulphate, Benzoic Acid.

C. Experiments based on pH

1. Any one of the following experiments:

- Determination of pH of some solutions obtained from fruit juices, solution of known and varied concentrations of acids, bases and salts using pH paper or universal indicator.
 - Comparing the pH of solutions of strong and weak acids of same concentration.
 - Study the pH change in the titration of a strong base using a universal indicator.
2. Study the pH change by common-ion in case of weak acids and weak bases.

D. Equilibrium

Any one of the following experiments:

- Study the shift in equilibrium between ferric ions and thiocyanate ions by increasing/decreasing the concentration of either of the ions
- Study the shift in equilibrium between $[\text{Co}(\text{H}_2\text{O})_6]^{2+}$ and chloride ions by changing the concentration of either of the ions.

E. Quantitative Estimation

1. Using a mechanical balance/electronic balance.
2. Preparation of standard solution of Oxalic acid.
3. Determination of strength of a given solution of Sodium hydroxide by titrating it against standard solution of Oxalic acid.
4. Preparation of standard solution of Sodium carbonate.
5. Determination of strength of a given solution of hydrochloric acid by titrating it against standard Sodium Carbonate solution.

F. Qualitative Analysis

1. Determination of one anion and one cation in a given salt

Cations: Pb^{2+} , Cu^{2+} , Al^{3+} , Fe^{3+} , Mn^{2+} , Ni^{2+} , Zn^{2+} , Co^{2+} , Ca^{2+} , Sr^{2+} , Ba^{2+} , Mg^{2+} , NH_4^+
Anions: CO_3^{2-} , SO_3^{2-} , NO_3^- , NO_2^- , Cl^- , Br^- , I^- , SO_4^{2-} , PO_4^{3-} , CH_3COO^- (Note: Insoluble salts excluded)

2. Detection of -Nitrogen, Sulphur, Chlorine in organic compounds.

Month wise division of syllabus:

- April : Lesson 1 (Basic Concepts of Chemistry)
- May : Lesson 2 (Structure Of Atom)
- July : Lesson 3 (Classification of Elements and periodicity in properties) ,
Lesson 4 (Chemical Bonding)
- August : Lesson 6 (Thermodynamics) ,
Lesson 8 (Redox Reactions)
- October : Lesson 12 (Organic chemistry -some basic principles and techniques)
- November : Lesson 13 (Hydrocarbons)
- December : Lesson 7 (Equilibrium)

LEARNING OUTCOMES : The learner

- differentiates technical terms/phenomena/ processes, based on, properties/ characteristics, such as, gaseous state and vapours; atomic and molecular masses; extensive and intensive properties; close, open and isolated systems; alkanes, alkenes and alkynes; aliphatic and aromatic compounds .
- classifies materials/ phenomena/processes, based on, properties/characteristics, such as, elements, compounds and mixtures; elements into metals, metalloids and non – metals; s, p, d, f blocks; organic compounds on the basis of functional groups; substances as acids or bases according to Arrhenius, Bronsted -Lowry and Lewis concepts etc.
- plans and conducts experiments to arrive at and verify the facts/ principles/ phenomena or to seek answers to queries on their own, such as, how will we test for chloride ion in a given salt ?

Is there any difference in the p^{H} of apple juice and pine apple juice? What is the effect of dilution on the p^{H} of acid / base?

- takes appropriate precautionary measures (do's and don'ts) while handling apparatus, chemicals during laboratory work such as wearing of laboratory coat; handling chemicals safely and judiciously; handling glasswares, discard or disposal of chemicals and broken glass wares properly under the supervision of the teacher .

- explains scientific terms / laws / theories governing processes and phenomena, such as, bonding in three states of matter; various laws of chemical combination; discovery of electron, proton and neutron; photoelectric effect; Periodic Law; characteristic of metals, non-metals and metalloids; VSEPR Theory to explain the shapes of molecules; Types of hydrogen bonding; ionization of water and its dual role as acid and base , spontaneous and nonspontaneous processes; various factors affecting the equilibrium state of a reaction; preparation of hydrocarbons, aromaticity, mechanism of substitution reactions.
- draws diagrams of Lewis structures of simple molecules; draw shapes of simple covalent molecules based on different types of hybridisation involving s, p and d orbitals; geometry of simple molecules on the basis of VSEPR theory; setup of experiments, flow chart of classification of matter, organic compounds
- Derives equations, such as, gas laws; second law of thermodynamics etc.
- Analyses variation of atomic radius with atomic number , variation of ionization enthalpies with atomic number; geometry of molecules etc.
- calculates using the data given, such as mass per cent of different elements constituting a compound; wavelength of electromagnetic radiation; energy changes as work and heat contributions in chemical systems; enthalpy changes for various types of reactions; solubility product constant etc.
- uses scientific conventions, symbols, chemical formulae, chemical equations as per international standards such as SI units; symbols and names of elements; formulae of chemical compounds; chemical equations; electronic configurations of atoms; names of organic compounds (according to IUPAC) etc.
- Measures physical quantities using appropriate apparatus, such as, mass of chemical/object using electronic balance , volume of liquid using pipette, burette, volumetric flask, measuring cylinder; temperature using thermometer etc.

Sr. No.	Name of Exam	Month of Assessment	Mode of Assessment	Max Marks
1	Unit 1	May	Pen paper Test	20
2	Unit 2	July	Pen Paper test	20
3	Half Yearly	September	Pen paper Test	70
4	Unit 3	October	Pen paper Test	35
5	Unit 4	December	Pen paper Test	35
6	Final	February	Pen paper Test	70
•	•	•	•	•
•	•	•	•	•
Note: Paper pen tests will consist of M.C.Q's ,Assertion and Reason questions, short answer questions , long answer	•	•	•	•

questions of 1,2 3 ,4& 5 marks weightage •				
--	--	--	--	--

The Final Examination shall be From D.A.V board which comprises of two parts :

Theory exam :70 marks

Practical Exam : 30 marks

Prescribed Books

- 1. Chemistry Part – I, Class-XI, Published by NCERT.**
- 2. Chemistry Part – II, Class-XI, Published by NCERT.**
- 3. Manual of Microscale Chemistry laboratory kit, Published by NCERT**

Road Map for Class XI

4. Subject: Accountancy

5. Objectives

1. Understanding the concept and theory base of accountancy & book- keeping
2. To appreciate the need & importance of source documents & vouchers.
3. Maintenance of records of business transactions
4. Understanding and application of accounting concepts & conventions
5. Calculation of profit & loss
6. Depiction of financial position
7. Providing accounting information to its users
8. Accounting for incomplete records
9. Understanding the role & importance of computers in accounting
10. To develop understanding about Accounting Information System (AIS) & Management Information System (MIS) and relation between them.

6. Month wise division of syllabus along with Learning Outcomes

Lesson No.	Name of the lesson	Learning Outcomes	Month
Unit 1 L 1 L 2	Introduction to Accounting Theory base of Accounting	After going through this Unit, the students will be able to: <ul style="list-style-type: none">• describe the meaning, significance, objectives, advantages and limitations of accounting in the modern economic environment with varied types of business and non-business economic entities.• identify / recognise the individual(s) and entities that use accounting information for serving their needs of decision making.• explain the various terms used in accounting and differentiate between different related terms like current and non-current, capital and revenue.• differentiate among income, profits, and gains.• state the meaning of fundamental accounting assumptions and their relevance in accounting.• describe the meaning of accounting assumptions and the situation in which an assumption is applied during the accounting process.• explain the meaning, applicability, objectives, advantages and limitations of accounting standards.	April

<p>Unit 2</p> <p>L 3</p> <p>L 4</p> <p>L 5</p> <p>L 5</p> <p>L 6</p> <p>L 7</p> <p>L 8</p> <p>L 9</p> <p>L 10</p>	<p>Accounting Equations</p> <p>Source Documents & Vouchers</p> <p>Journal</p> <p>Journal (contd.)</p> <p>Cash Book</p> <p>Subsidiary Books</p> <p>Ledger</p> <p>Bank Reconciliation Statement</p> <p>Depreciation</p>	<p>After going through this Unit, the students will be able to:</p> <ul style="list-style-type: none"> • explain the concept of accounting equation and appreciate that every transaction affects either both the sides of the equation or a positive effect on one item and a negative effect on another item on the same side of accounting equation. • explain the effect of a transaction (increase or decrease) on the assets, liabilities, capital, revenue and expenses. • appreciate that based on source documents, accounting vouchers are prepared for recording transaction in the books of accounts. • develop the understanding of recording transactions in journal and the skill of calculating GST. • explain the purpose of maintaining a Cash Book and develop the skill of preparing the format of different types of cash books and the method of recording cash transactions in Cash book. • describe the method of recording transactions other than cash transactions as per their nature in different subsidiary books . • appreciate that for ascertaining the position of individual accounts, transactions are posted from subsidiary books and journal proper into the concerned accounts in the ledger and develop the skill of ledger posting. • appreciate that at times bank balance as indicated by cash book is different from the bank balance as shown by the pass book / bank statement and to reconcile both the balances, bank reconciliation statement is prepared. • develop understanding of preparing bank reconciliation statement. • explain the necessity of providing depreciation and develop the skill of using different methods for computing depreciation. • Providing depreciation directly or by creating provision for depreciation or by creating asset 	<p>May</p> <p>July</p> <p>August</p> <p>October</p>
--	---	--	---

L 11	Provisions & Reserves	<p>disposal account.</p> <ul style="list-style-type: none"> • appreciate the need for creating reserves and also making provisions for events which may belong to the current year but may happen in the next year. • state the need and objectives of preparing trial balance and develop the skill of preparing trial balance. 	November
L 12	Trial Balance	<ul style="list-style-type: none"> • appreciate that errors may be committed during the process of accounting. • understand the meaning of different types of errors and their effect on trial balance. 	
L 13	Rectification of Errors	<ul style="list-style-type: none"> • develop the skill of identification and location of errors and their rectification and preparation of suspense account. <p>After going through this Unit, the students will be able to:</p> <ul style="list-style-type: none"> • state the meaning of financial statements the purpose of preparing financial statements. • state the meaning of gross profit, operating profit and net profit and develop the skill of preparing trading and profit and loss account. • explain the need for preparing balance sheet. • understand the technique of grouping and marshalling of assets and liabilities. • appreciate that there may be certain items other than those shown in trial balance which may need adjustments while preparing financial statements. • develop the understanding and skill to do adjustments for items and their presentation in financial statements like depreciation, closing stock, provisions, abnormal loss etc. • develop the skill of preparation of trading and profit and loss account and balance sheet. <p>Features, reasons and limitations.</p> <ul style="list-style-type: none"> • Ascertainment of Profit/Loss by Statement of Affairs method. 	
Unit 3 L14	Financial Statements		December
L 15	Financial Statements- with Adjustments		
L 16	Accounts from Incomplete Records		January

4. Scheme of assessment & weightage:

S. No.	Exam	Assessment Month	Mode of Assessment	Weightage
1	PT 1	May	Pen paper Test	20
2	PT 2	August	Pen paper Test	20
3	Half Yearly	September	Pen paper Test	80
4	PT 3	October/November	Pen paper Test	20
5	Unit Test	December	Pen paper Test	40
6	Final Project	January	As per CBSE instructions	20
7	Final Examination	February/ March as per notification from DAVCAE	Pen paper Test	80

Note: Paper pen tests will consist of VSA, SA, LA, Case Based, LOTS, HOTs questions of 1-, 3-, 4- & 6-marks weightage

5. Project Work: Students must prepare a project file on any one of the topics given below:

* Collection of source documents, preparation of vouchers, recording of transactions with the help of vouchers.

* Preparation of Bank Reconciliation Statement with the given cash book and the pass book with 20-25 transactions.

* Comprehensive project of any sole proprietorship business. This may state with journal entries and their ledgering, preparation of trial balance and Trading & Profit & Loss Account and Balance Sheet.

Allocation of marks:

- Initiative, cooperativeness and participation- 2 marks
- Creativity in presentation- 2 marks
- Content, Observation and Research work- 4 marks
- Analysis of situations- 4 marks
- Viva voce- 8 marks

RUBRICS: Project Work

Assessment Parameter	Excellent (18-20 marks)	Competent (13-17 marks)	Needs Improvement (8- 12 marks)
• Initiative, cooperativeness	Student shows the initiative by selecting	Student shows the initiative by selecting	Student shows the initiative by selecting

<p>and participation</p> <ul style="list-style-type: none"> • Creativity in presentation • Content, Observation and Research work • Analysis of situations • Viva voce 	<p>the topic for his/ her project. Helps fellow students in every stage of project assignment and fully participate in each stage of completing the project file diligently.</p> <p>The project work is the original work of the student. The information is presented in correct format and with bar diagrams, pie charts etc.</p> <p>The project content is relevant and research and observations made by the student is excellent</p> <p>The analysis drawn on the research conducted is perfectly understood and effectively communicated. The student is able to answer all the questions correctly.</p>	<p>the topic for his/ her project. Helps fellow students in every stage of project assignment and fully participate in each stage of completing the project file diligently.</p> <p>The project work is planned & executed by the student with an effective presentation.</p> <p>The content is relevant and research and observations made by the student is competent.</p> <p>The analysis drawn is correct but few key areas might be missing while communicating in the report. The student is able to answer almost all the questions but may lack confidence in a few questions.</p>	<p>the topic for his/ her project. Helps fellow students in every stage of project assignment and fully participate in each stage of completing the project file.</p> <p>The project work is presented as per the guidelines but lacks creativity.</p> <p>The content is relevant and the research and observations made by the student needs improvement.</p> <p>There is a gap in analysis of situation done by the student and his/ her research work.</p> <p>The student is not able to answer the questions either satisfactory or correctly.</p>
---	--	--	--

6. Number of Worksheets planned per chapter: One worksheet per chapter.

7. Prescribed Book: Double Entry Bookkeeping by DK Goel

Road Map for Classe XI

7. Subject: Business Studies

8. Objectives

1. Understanding history of business and introduction to business
2. Private, Public & Global Enterprises & their types
3. Business services- Banking, Insurance, Warehousing, Transportation, Advertising & Communication
4. E-banking, payments apps and plastic money
5. Understanding Emerging modes of business like e-commerce, BPO, KPO etc.
6. Developing concern over environment, social values & objectives and business ethics
7. Understanding various sources of business finance with their relative merits & limitations
8. Small scale industries & entrepreneurship development
9. Internal trade, its types & classification. Important terms & documents
10. External trade- import & export trade, procedure, important documents & terms of contract.

9. Month wise division of syllabus along with Learning Outcomes

Lesson No.	Name of the lesson	Learning Outcomes	Month
Unit 1 L 1	Nature & Purpose of Business	<ul style="list-style-type: none"> • To acquaint the History of Trade and Commerce in India. • Understand the meaning of business with special reference to economic and non-economic activities. • Discuss the characteristics and objectives of business. • Understand the broad categories of business activities- industry and commerce. 	April
L 2	Forms of Business Organisations	<ul style="list-style-type: none"> • List the different forms of business organizations. • Understand their meaning, features, merits and limitations. • Highlight the stages in the formation of a company. • Discuss the important documents used in the various stages in the formation of a company 	May
Unit 2 L 3	Public, Private & Global Enterprises	<ul style="list-style-type: none"> • Develop an understanding of Public sector and private sector enterprises 	July

	Business Services		
L 4	Business Services		
Unit 3 L 5	Emerging modes of Business	<ul style="list-style-type: none"> • Identify and explain the features, merits and limitations of different forms of public sector enterprises • Develop an understanding of global enterprises, public private partnership by studying their meaning and features. • Understand the meaning and types of business services. • Discuss the meaning and types of Business service Banking • Recall the concept of insurance and its principle. • Understand the utility of different telecom services. • Give the meaning of e-business. • Discuss the scope of e-business. • Appreciate the benefits of e-business • Distinguish e-business from traditional business. • State the concept of social responsibility and case for social responsibility. • Appreciate the role of business in environmental protection. • State the concept and element of business ethics. • State the meaning, nature and importance of business finance • Classify the various sources of funds into owners' funds and borrowed funds. 	August
L 6	Social Responsibility of Business & Business Ethics		
Unit 4 L 7	Sources of Business Finance	<ul style="list-style-type: none"> • Understand the concept of Entrepreneurship Development (ED), Intellectual Property Rights • Understand the meaning and role of small business. • Appreciate the various Government schemes and agencies for the development of small scale industries. NSIC and DIC with special reference to rural, backward area. • State the meaning and types of internal trade. • Appreciate the services of wholesalers and retailers. • Explain the different types of retail trade. • Understand the concept of GST 	October
L 8	Small Business and Entrepreneurship Development (ED)		
			November

Unit 5 L 9	Internal Trade	<ul style="list-style-type: none"> • Understand the concept of international trade. • Describe the scope of international trade to the nation and business firms. • State the meaning and objectives of export and import trade. • Explain the important steps involved in executing export and import trade. • Develop an understanding of the various documents used in international trade. • State the meaning and objectives of World Trade Organization. 	December
L 10	International Business		

10. Scheme of assessment & weightage:

S. No.	Exam	Assessment Month	Mode of Assessment	Weightage
1	PT 1	May	Pen paper Test	20
2	PT 2	August	Pen paper Test	20
3	Half Yearly	September	Pen paper Test	80
4	PT 3	October/ November	Pen paper Test	20
5	Unit Test	December	Pen paper Test	40
6	Final Project	January	As per CBSE instructions	20
7	Final Examination	February/ March as per notification from DAVCAE	Pen paper Test	80

Note: Paper pen tests will consist of VSA, SA, LA, Case Based, LOTS, HOTs questions of 1-, 3-, 4- & 6-marks weightage

11. Number of Worksheets planned per chapter: One worksheet per chapter.

12. Project Work:

- One project is to be done by every student.
- The project file is to be handwritten, comprising 25-30 pages in total.
- Students must pick any one of the following topics:
 - (i) Field visit to a handicraft unit/ industry/ wholesale market/ departmental store/ mall.
 - (ii) Case study on a product

(iii) Auxiliaries to trade (anyone)

(iv) Import/ Export procedure

The specification regarding the project reporting & presentation will be discussed with students in the class.

Allocation of marks:

- Initiative, cooperativeness, and participation- 2 marks
- Creativity in presentation- 2 marks
- Content, Observation and Research work- 4 marks
- Analysis of situations- 4 marks
- Viva voce- 8 marks

RUBRICS: Project Work

Assessment Parameter	Excellent (18-20 marks)	Competent (13-17 marks)	Needs Improvement (8- 12 marks)
<ul style="list-style-type: none">• Initiative, cooperativeness, and participation• Creativity in presentation• Content, Observation and Research work• Analysis of situations• Viva voce	<p>Student shows the initiative by selecting the topic for his/ her project. Helps fellow students in every stage of project assignment and fully participate in each stage of completing the project file diligently.</p> <p>The project work is the original work of the student with his/her unique way of presentation.</p> <p>The project content is relevant and research and observations made by the student is excellent</p> <p>The analysis drawn on the research conducted is perfectly understood and</p>	<p>Student shows the initiative by selecting the topic for his/ her project. Helps fellow students in every stage of project assignment and fully participate in each stage of completing the project file diligently.</p> <p>The project work is planned & executed by the student with an effective presentation.</p> <p>The content is relevant and research and observations made by the student is competent.</p> <p>The analysis drawn is correct but few key areas might be missing while</p>	<p>Student shows the initiative by selecting the topic for his/ her project. Helps fellow students in every stage of project assignment and fully participate in each stage of completing the project file.</p> <p>The project work is presented as per the guidelines but lacks creativity.</p> <p>The content is relevant and the research and observations made by the student needs improvement.</p> <p>There is a gap in analysis of situation done by the student and his/ her research work.</p>

	effectively communicated. The student is able to answer all the questions correctly.	communicating in the report. The student is able to answer almost all the questions but may lack confidence in a few questions.	The student is not able to answer the questions either satisfactory or correctly.
--	---	--	---

7. Prescribed Books: Business Studies by NCERT

HANSRAJ PUBLIC SCHOOL
ROADMAP – POLITICAL SCIENCE

CLASS XI

MONTH – APRIL

CHAPTER - 1 CONSTITUTION : WHY AND HOW
CHAPTER – 2 RIGHTS IN INDIAN CONSTITUTION
CHAPTER – 3 ELECTION AND REPRESENTATION
CHAPTER – 4 EXECUTIVE
CHAPTER – 5 LEGISLATURE
CHAPTER – 6 JUDICIARY

MONTH – MAY

CHAPTER 7 – FEDERALISM
CHAPTER 8 – LOCAL GOVERNMENTS
CHAPTER 9 – CONSTITUTION : LIVING DOCUMENT
CHAPTER 10 – PHILOSOPHY OF CONSTITUTION

MONTH – JULY

CHAPTER 1 (PART B) – INTRODUCTION OF POLITICAL THEORY
CHAPTER 2 – FREEDOM
CHAPTER 3 – EQUALITY

MONTH – AUGUST

CHAPTER 4 – SOCIAL JUSTICE

CHAPTER 5 – RIGHTS

MONTH – OCTOBER

CHAPTER 6 – CITIZENSHIP

CHAPTER 7 – NATIONALISM

MONTH – NOVEMBER

CHAPTER 8 – SECULARISM

HANSRAJ PUBLIC SCHOOL
ROADMAP – LEGAL STUDIES

CLASS – XI

MONTH – APRIL

UNIT 1, CHAPTER 1 – CONCEPT OF STATE

CHAPTER 2 – FORMS AND ORGANS OF GOVERNMENT

CHAPTER 3 – SEPARATION OF POWERS

UNIT 2, CHAPTER 1 – SALIENT FEATURES OF THE CONSTITUTION OF
INDIA

CHAPTER 2 – ADMINISTRATIVE LAW

UNIT 3, CHAPTER 1 – JURISPRUDENCE, NATURE AND MEANING OF
LAW

MONTH – MAY

UNIT 3, CHAPTER 2 – CLASSIFICATION OF LAWS

CHAPTER 3 – SOURCES OF LAWS

MONTH – JULY

UNIT 3, CHAPTER 4 – LAW REFORMS

CHAPTER 5 – CYBER LAWS, SAFETY AND SECURITY IN INDIA

MONTH – AUGUST

UNIT 4, CHAPTER 1 – JUDICIARY (CONSTITUTIONAL, CIVIL AND
CRIMINAL COURTS; PROCESSES)

MONTH – OCTOBER

UNIT 5, CHAPTER 1 – INSTITUTIONAL FRAMEWORK : MARRIAGE AND
DIVORCE

CHAPTER 2 – CHILD RIGHTS

CHAPTER 3 – ADOPTION

MONTH – NOVEMBER

UNIT 5, CHAPTER 4 – PROPERTY, SUCCESSION AND INHERITANCE

MONTH – DECEMBER

UNIT 5, CHAPTER 5 – PREVENTION OF VIOLENCE AGAINST WOMEN

ROADMAP TEMPLATE FOR CLASS XI

1. Subject: Physical Education Class XI (2026-2027)

2. Objectives

PE is “to educate students through physical activities”. It aims to develop students’ physical competence and knowledge of movement and safety.

1. To understand the meaning of physical education and understand the value of physical education and its relationship to a healthy, active lifestyle.
2. Develop motor skills, acquire necessary knowledge through physical activities.
3. Acquire good health, physical fitness and bodily coordination through participating regularly in physical activity.
4. Helps them to understand the importance of yoga and knowledge of how to lead a healthy living and how to improve our concentration, creativity.
5. • promote desirable moral behaviors, cooperation in communal life, ability to make decisions, and the appreciation of aesthetic movement.
6. Helps to develop Sports-related Values and Attitudes.
7. Promote leadership qualities.

3. Month wise division of syllabus along with Learning out comes

Lesson No./ Topic	Name of the lesson	Month	Learning out comes
1	Changing Trends and Career in Physical Education	April	<ul style="list-style-type: none">• Concept Aims & objectives of Phy.edu.• Career options in Phy.edu• Khelo India program• Changing trends in sports
2	Olympism Value Education	April	<ul style="list-style-type: none">• Concept and Olympics values• Olympics value education• Ancient and modern Olympics
3	Yoga	May	<ul style="list-style-type: none">• Meanings and importance of Yoga• Introduction to ashtanga Yoga• Pranayama and its types
4	Physical Education & Sports for Children with special needs	July	<ul style="list-style-type: none">• Concept of disability & disorder• Types of disability, its causes and nature• Disability etiquette• Aims and objectives of adaptive phy.edu

5	Physical fitness, wellness & lifestyle	August	<ul style="list-style-type: none"> • Meanings and importance of wellness, health and physical fitness • Traditional sports and regional games for promoting wellness • Leadership through physical activity and sports
6	Test , Measurement and Evaluation	September	<ul style="list-style-type: none"> • Define test measurements and evaluation • Calculation of BMI • Explain Somato types
7	Fundamentals of Anatomy and Physiology in Sports	October	<ul style="list-style-type: none"> • Definition and importance of Anatomy and Physiology in exercise and sports • Functions of skeletal system • Properties and Functions of Muscles • Structure and Functions of Circulatory system and heart • Structure and Functions of Respiratory system
8	Fundamental of Kinesiology and Biomechanics in Sports	November	<ul style="list-style-type: none"> • Definition and Importance of Kinesiology and Biomechanics in Sports • Principles of Biomechanics • Kinetics and Kinematics in Sports • Types of Body Movements • Axis and Planes
9	Psychology & sports	December	<ul style="list-style-type: none"> • Definition and Importance of Psychology in Physical Education and Sports • Developmental Characteristics at Different Stages of Development • Adolescent Problems and Their Management

			<ul style="list-style-type: none"> • Team Cohesion and Sports • Introduction to Psychological Attributes: Attention, Resilience, Mental Toughness
10	Training and Doping in Sports	January	<ul style="list-style-type: none"> • Concept and Principles of Sports Training • Training Load: Over Load, Adaptation and Recovery • Warming-up & Limbering Down • Concept of Skill, Technique, Tactics & Strategies • Concept of Doping and its disadvantages

4. Scheme of assessment & weightage:

Sr. No.	Name of Exam	Month of Assessment	Mode of Assessment	Weightage*
1	PT1	May	Pen paper Test	20
2	PT2	July/August	Pen paper Test	20
3	Half Yearly	September	Pen paper Test	80/70
4	PT3	October/November	Pen paper Test	20
5	PT4	December	Pen paper Test	40/35
6.	Final Practicals/ Project/Internal Assessment	January	As per CBSE instructions	20/30
7.	Final Examination	February/March as per notification from DAVCAE	Pen paper Test	80/70

Curriculum Content for various assignments:

Note: Paper pen tests will consist of VSA, SA, LA, Case Based, LOTs, HOTs questions of 1,2 3 , 4& 5 marks weightage

*** Please keep/ change the weightage as per bifurcation of theory and practical/ project/ IA marks**

5. PRACTICAL

SN	PRACTICAL NAME	MARKS
1	Physical Fitness Test	6
2	Proficiency in Games and Sports (Skill of any one Game of choice from the given list*)	7
3	Yogic Practices	7
4	Record File **	5
5	Viva Voce (Health/ Games & Sports/ Yoga)	5
	Total	30

6. Prescribed Books:

- **SP Publisher**

7. Suggested Books (If Applicable)

- **RP publishers**
- **Vishwash publisher**

CLASS XI – HINDUSTANI MUSIC (VOCAL)

CBSE CURRICULUM ROADMAP (2026–27)

1. OBJECTIVES:

- Develop understanding of basic concepts of Hindustani Classical Music
 - Build vocal skills through swaras, alankars, and ragas
 - Understand structure of ragas and talas
 - Enhance listening, performance, and improvisation skills
 - Promote appreciation of Indian musical heritage
 - Develop discipline, confidence, and creativity
-



2. COURSE STRUCTURE:

Unit 1 – Theory: Naad, Swar, Saptak, Shruti

Unit 2 – Raga: Aaroh, Avroh, Pakad

Unit 3 – Tala: Teen Taal, Ek Taal, Keharwa

Unit 4 – Practical: Alankars & Ragas (Bhairav, Bhimpalasi, Bhairavi)

Unit 5 – Musical Forms: Dhrupad, Khayal, Tarana

Unit 6 – History: Indian Music & Musicians

3. MONTH-WISE PLAN:


April – Naad, Swar, Saptak

May – Alankars & Voice Training

July – Raga Bhairav

August – Teen Taal & Ek Taal

September – Raga Bhimpalasi



October – Dhrupad & Khayal

November – Raga Bhairavi

December – Revision

January – Sample Papers & Viva

February – Final Revision


4.Learning Outcomes:

CBSE Class 11 Hindustani Music Vocal learning outcomes for 2026-27,

Learning Outcomes – What you should be able to do by year-end

1. *Understanding Indian Classical Music concepts* – grasp foundational terms like Nada, Shruti, Swar, Saptak, Thaata, Jati, Laya, Tala and apply them while singing

2. *Handle accompanying instruments* – demonstrate ability to handle Tanpura and Harmonium, including tuning Tanpura and answering basic questions about it

- 
3. *Raga delineation in multiple styles* – efficiently perform raga delineation in *Dhrupad, Dhamar, Khayal and Tarana* styles of singing
 4. *Tala & Layakari proficiency* – understand different *Talas (time cycles), rhythmic patterns and layakarīs*, and recite thekas with _thaah, dugun, chaugun_ using hand beats
 5. *Scientific approach to music* – develop a scientific approach through systematic training during the teaching-learning process
 6. *Interdisciplinary awareness* – understand other disciplines and their relation to various aspects of Indian Classical Music

Aims:

- Ensure students not only learn a vital aspect of Indian culture, but also develop skills and qualities that benefit overall growth and personality development
- Utilize Music as a tool to help students deal with aggression and other age-specific challenges
- Make students aware of interdisciplinary approaches – Music is closely associated with many Science and Arts discipline.

5. SCHEME OF ASSESSMENT:

Theory Exam – 30 Marks

Practical Exam – 70 Marks

Total – 100 Marks

6. PAPER PATTERN:

Section A – MCQs (10 Marks)


Section B – Short Answer (10 Marks)

Section C – Long Answer (10 Marks)

7. PRACTICAL & INTERNAL ASSESSMENT

- Raga Performance (Bhairav, Bhimpalasi, Bhairavi)
- Viva Voce
- Project Work
- Notebook Submission

8. PROJECT TOPICS:

- 
- Pt. Vishnu Digambar Paluskar
 - Raga Bhairav Study
 - Hindustani vs Carnatic Music
 - Importance of Tala
 - Evolution of Khayal
 - Guru-Shishya Parampara
 - Study of a Vocalist

9. PRESCRIBED BOOKS:

Hindustani Music (Vocal) – NCERT / CBSE

Sangeet Visharad – Reference

Department of Music

Class XI | Session 2026–27