

E.V.S.

Children we have learnt about the objects that sink and float in the water. Colour the objects red that float and yellow that sink.



GOOD MANNERS


Manners are something used everyday to make a good impression on others and to feel good about oneself. Colour the pictures which are showing good manners.



Please



Sharing things



helping mummy



fighting

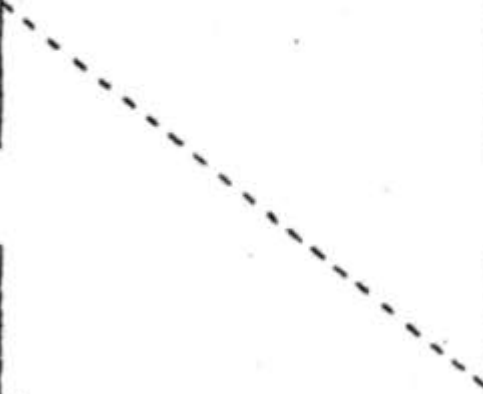
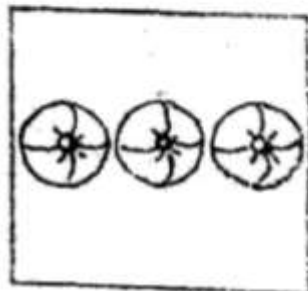
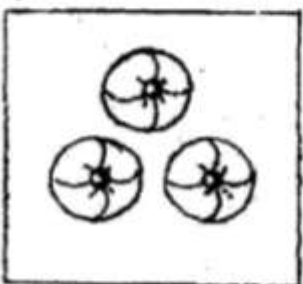



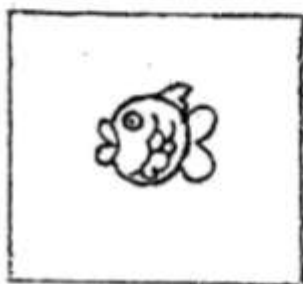



We are fishes .We live in water. Our eyes help us to see as you also see different things around you. Make our eyes by putting black bindis and colour us brightly. Draw wavy lines for water with blue colour so that we can swim freely.



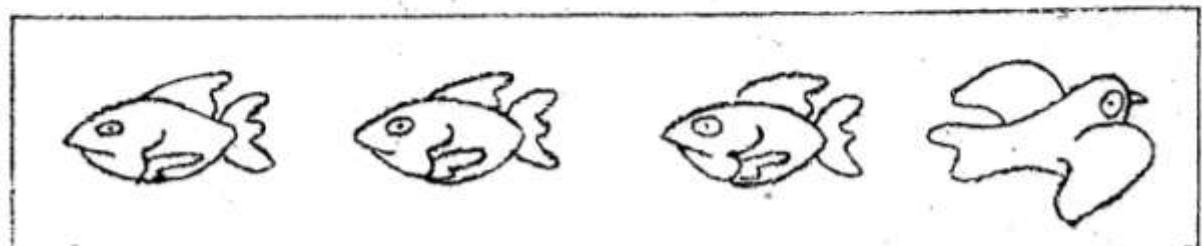



THINKING SKILLS


Match the ones that go together



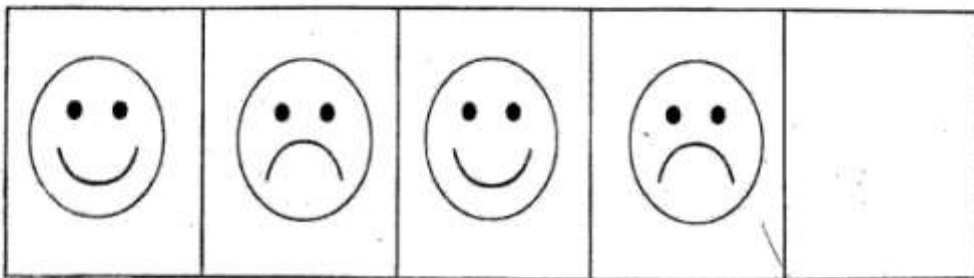
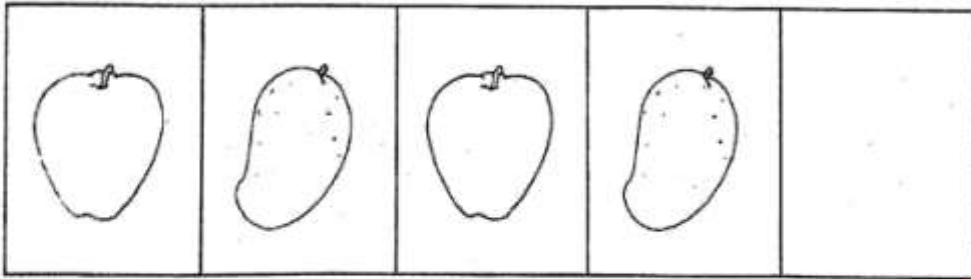

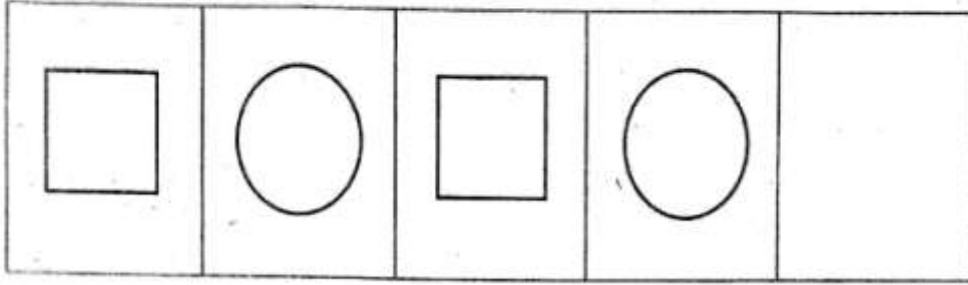
Which one is different?

One picture in each row is different. You have to notice about the same and cross it.





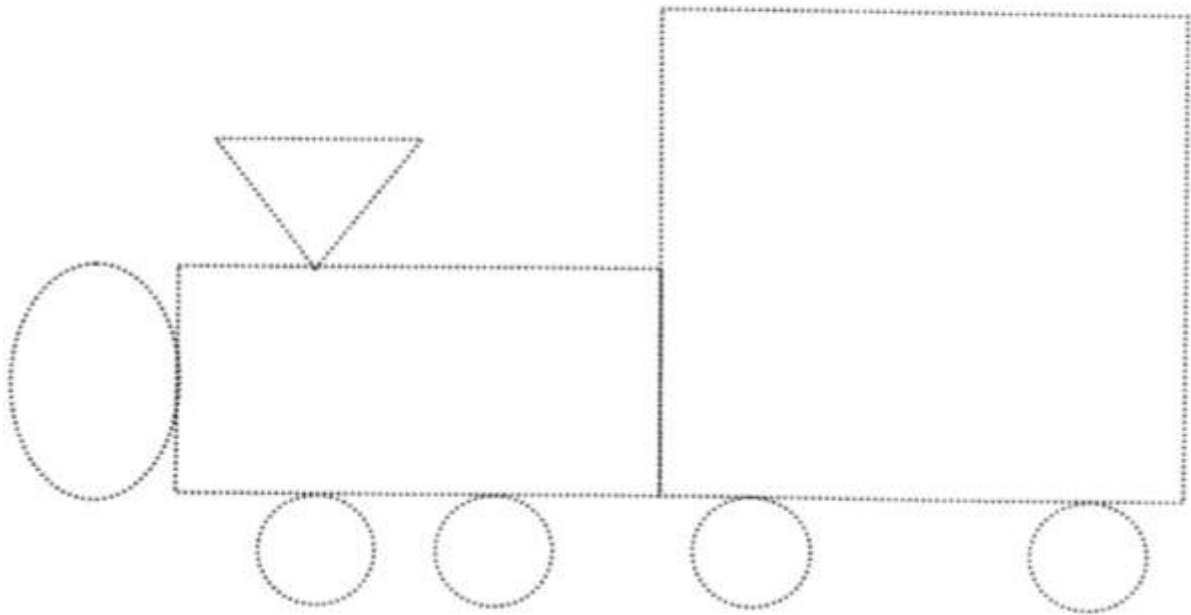
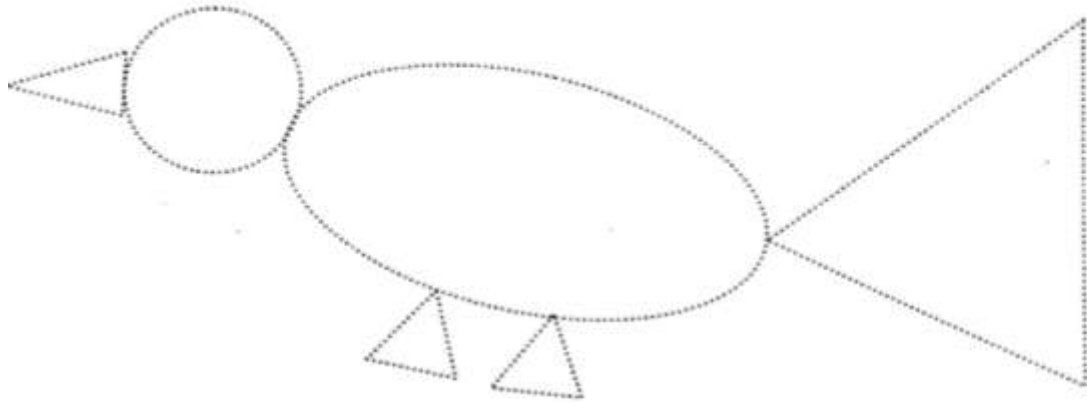
Draw the correct picture in each row that comes next.



Lucy, the bee has lost the way to her hive. Trace her path and help her to reach her hive.



Dear children, two interesting pictures are given below. Let's trace the dots and find out what are those. Also colour them nicely.



Hello Children! Going to school is fun. Let's help the children to get one bag.

Match each child to the school bag. Colour the correct answer.



There are less



BED TIME-STORY TIME

The story of 'Hare and The Tortoise' was narrated to you in the class. Now recall the story and number the pictures in the correct order. Colour the picture.



ACTIVITIES


Hurrah! holidays are getting over, It's time to go back to the school and enjoy with friends. Before that visit your tailor and collect some pieces of cloth. Dress up the cute little girl by pasting pieces of cloth on her dress.



PAPER TEARING AND PASTING

Let's do paper tearing and pasting on the chick with yellow origami sheet.

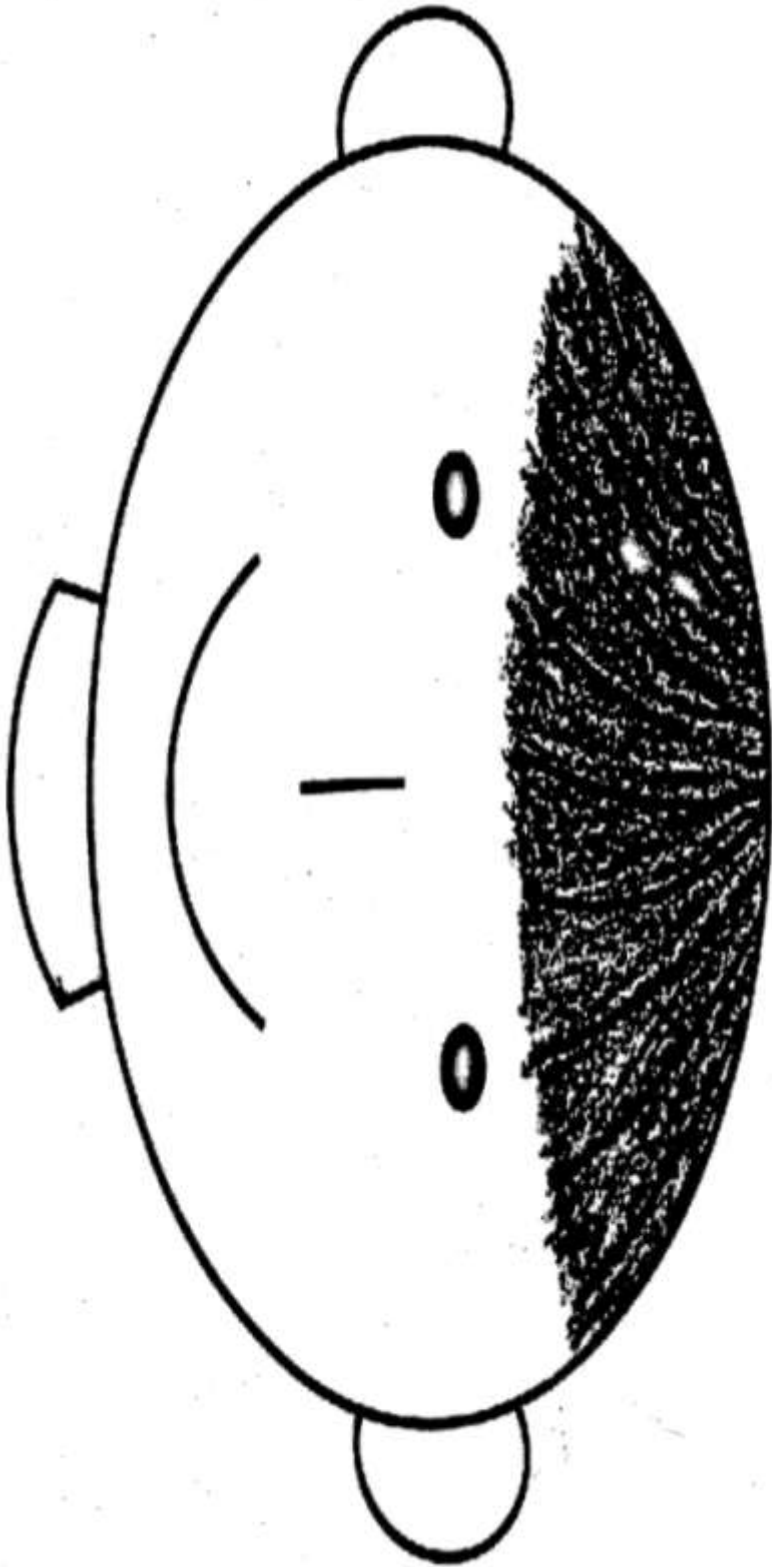
Steps- Take a yellow origami sheet. Tear it into small pieces. Paste it on the picture.




Sammy is going for Fancy dress party. Let's help him in looking unique by pasting black wool on his head and colouring his face.

Steps-

- Take some black wool.
- Cut it into long shreads and paste it on the head using fevicol or glue.



Children, water occupies more than 70% of the earth's surface. These water animals are a houseful of fun, information and mystery. Let us dip earbuds in different poster colours and make these water animals colourful.



Instructions for making table mat-

- 1) On an A4 white sheet take your child's hand impressions using two different poster colours.
- 2) On the other side paste your child's favourite cartoon character coloured picture.
- 3) Write the child's name and get it laminated. Do it as shown below:

