

HANSRAJ PUBLIC SCHOOL


SECTOR 6, PANCHKULA

Summer Assignment | Class LKG

Name: _____ Section: _____ Roll No: _____

Happy Holidays!

Here's wishing you all the joys of the summer season.



Message from Principal



Dear children

Greetings and wishes for your good health and safety!

Learn from yesterday, live for today, hope for tomorrow. Remember, self-belief and hard work will always earn you success.

We began this session with a hope that we will be seeing you in the school but because of the pandemic, once again you all have been attending virtual school with regularity. It gives me immense pleasure to say that Hansarians are working hard on all aspects of learning, taking part in a number of activities.

Now, dear children, it is time for the much awaited summer vacation. These vacations like the last year are going to be different than any before. To keep safe and healthy you will be staying indoors and are not going out to visit places and people. Nevertheless you can utilize this leisure time to improve upon your skills and learn new ones. It is an excellent opportunity for you to become friends with books. Reading stories will help you expand your mind, your language skills and your understanding of people, cultures and practices beyond your scope. Those who read always have an edge over others.

Enjoy this unrestricted time your family members, listen to their stories about times before and share with them what you think about things around you. Learn new things, develop a hobby and indulge in activities which exercise your body and mind. Let technology enable you to gain insight into subjects of interest, use it as an aid to visit places virtually and learn about people who made a difference.

The most important thing, dear children, is to keep asking questions. Questions help us to find answers. You are full of potential and promise so gear up and spread your imagination and use these holidays to further enhance your skills and personality.


The holiday homework has been planned to help you to not only revise the concepts learnt but also to explore and stretch your knowledge. So enjoy and learn as you complete the tasks set for homework.

Stay home, stay safe!

Jaya Bhardwaj

Index

General Instructions -	Page 5 to 9
Holiday Projects –	Page 10 to 13
EVS -	Pages 14
English -	Pages 15 to 17
Math-	Pages 18 to 20
Thinking Skills –	Pages 21
Art & Craft -	Page 22
Activities –	Page 23 & 24



Read aloud the poem. You can also learn it.

Summer, Summer

I am so glad you're here!

Summer, Summer

Let's give a cheer!

Summer, Summer

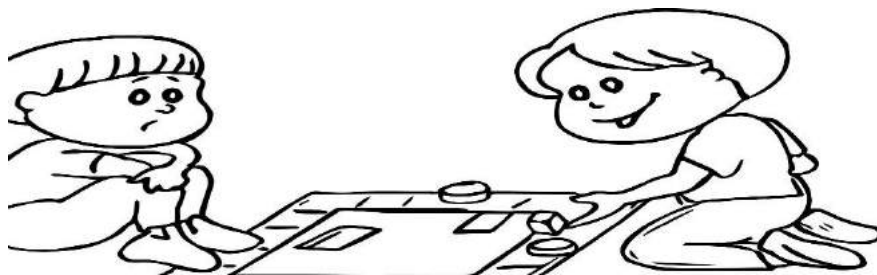
I will play with you and my brother

Summer, Summer

Keep everyone safe everywhere

Summer, Summer

Do you know, I enjoy with my family so....



Enjoy your Summer holidays with your family

Click smart digital snap shots of fun moments spent during the summer vacations like enjoying in your splash pool or eating yummy watermelon or mangoes etc. Share the pics or videos of those fun filled hours with the respective class teacher

General instructions

1. All the pages of the summer assignment are to be done neatly.
2. Arrange all the pages of your assignment in correct sequence, punch the pages and put them in a file.
3. Help the child decorate the file nicely.
4. Parents are requested to encourage the child to complete assignments independently.
5. Keep washing your hands regularly and maintain social distancing.

This summer break let us try to make our children aware of importance of diet, exercise, meditation and discipline in life.



Dear Parents,

Children are our treasure and the most precious gift of all. They must have seen the world lesser than you but they see it in a different way which you need to appreciate. Listen to them and try giving them as much time as you can. These moments are more precious than anything in this world.

Kindly pay attention to the children's

1. Physical Well Being
2. Socio-Emotional Development

Physical Well Being

- **Personal Hygiene**

- Encourage good dental health and hygiene.
- Set up regular bath times.
- Teach them to avoid touching face, eyes and nose.
- Teach them to cover sneezes and coughs.
- Avoid going out, if required then wear a mask.
- proper hand washing using soap, water and use of hand sanitizers.
- Teach them to eat food without spilling.

- **Making the child physically fit**

Engage your child to play games like:

- Hopscotch
- Hide and seek
- Bouncing the ball
- Catch the ball

Fun Activities you can do at home with family

➤ Treasure hunt

Play treasure hunt for letters, shapes etc with your family.

➤ Organise at home picnic

Organise a picnic in any area of your house like in backyard, in garden, at terrace, in a room with your family. You can make a tent using mama's old sari or with other material to add more fun to it.

➤ Fun with Water

Children can enjoy splash pool or make bubbles with soap using paper roll and old socks.

➤ Puzzle and board games

Play board games like snake and ladder, ludo, carrom board and Jigsaw puzzles etc.

Click picture or make short videos of the above activities and share with the respective class teacher.

Socio-Emotional Development

- Listen to the child patiently.
- Answer all their questions.
- Let the children express themselves.
- Tell them stories.

Develop the child's fine motor skills by

- Give clay to them to mould into letters of the alphabets or fruit/vegetables.
- Building Block
- Scribbling
- Colouring the pictures
- Open and close their bags/bottles/tiffins.
- Button/unbutton their shirts.

Make your child responsible.

I am responsible for

- Keeping my room clean
- Arranging my belongings and stacking neatly.
- Filling my water bottle.
- Helping parents in laying the table.

Developing the child's language skills

- Converse in English with your child. Also encourage them to speak in English. Give them small sentences to speak like: - I want a glass of water. I want to eat a mango.

- Encourage your child to learn and practice National Anthem, Gayatri Mantra and Morning Prayer – English & Hindi.
- **Letter Hunt**: Children now you have learnt letters a,b,c,d,e ; hunt for these letters in the old newspapers or old magazines. Circle the letters and speak at least four words beginning with each letter sound.

Reading time with your child

Read a story to your child everyday.


Click at the given link to let your child watch stories:

1. The Gingerbread Man

<https://www.youtube.com/watch?v=pckuS--UIV4>

2. Little Red Riding Hood

<https://www.youtube.com/watch?v=LDMWJCrDVMI>



Holiday Home Work Projects

1. From Farm to Table

2. All About Myself

3. Sight Words



Project 1: From Farm to Table

Children you enjoy eating fruits, vegetables and they keep you healthy and strong.

Let us do an activity to observe how plants grow:

1. Soak some kidney beans in a bowl filled with water
2. Put some cotton in glass bowl and plant the kidney beans in the cotton.
3. Keep the bowl in the sunlight
4. Water it everyday
5. After a few days you will observe that the seed has germinated and grown into a baby plant.

Activity: Make a photo collage of the child while he/she is observing all the mentioned stages.



Project 2 : All About Myself

Make a video of the child while answering these questions

- My name is....
- I am ... Years old.
- My favourite toy is
- I celebrate my birthday on
- My favourite dress is ...
- I am happy when ...



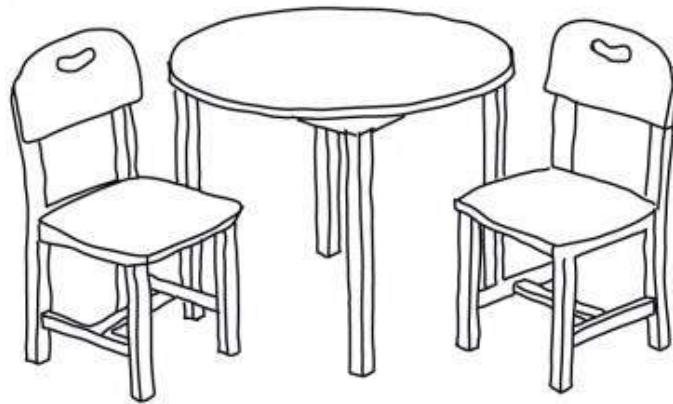
Project 3: Sight words

These are the words that child learns by looking. Let us help our young children recognise these words by looking at them.

Make colourful flash cards of the following sight words and tag the objects at your home :

- Table
- Chair
- Book
- Pencil
- Bag
- Bottle
- Toy

Make a video of the child using these sight words in sentences.



Worksheet 1

Objective: Students will develop a sense of self worth and understand that they are unique.

Know about me. Write your name and age in the given boxes and paste your picture.



★ All about ME ★


My name is

A large, empty rectangular box for writing a name.


I am  years old.

A drawing of a crayon with a zigzag pattern on its body. Inside the body is the text "My favourite color(s)".

This is me

A square frame with a black and white checkered border, intended for a photo.



I love...

A large square box with a heart in the top right corner and a heart in the bottom left corner, intended for writing about things the student loves.

Worksheet 2

Objective: To develop fine motor skills.

Colour the patterns given here using different crayons.



Worksheet 3

Objective: The child will recognize and sort letters of the alphabet.

Let us read letters of the lower case given in the box and colour according to the code given here

a : Red | b : Green | c : Yellow


b	a	c	A	b	c	a
a	c	A	B	A	b	c
c	B	b	A	a	C	b
B	C	B	a	C	A	C
b	B	a	c	b	C	a

Worksheet 4

Objective: To recognize and speak the initial sound.

Look at these pictures and speak aloud the words, now match with the correct letter of the alphabet.

a



d



b



c




e



Worksheet 5

Objective: Students will be able to differentiate between big and small.


Children we have learnt about the concept of big and small. Each of you will take a big object and a small object and click picture and send.



Worksheet 6

Objective: Colour recognition

Colour the picture as per the number


















Worksheet 7

Objective: To recognize numbers and write them.

Recap: Numbers 1-3

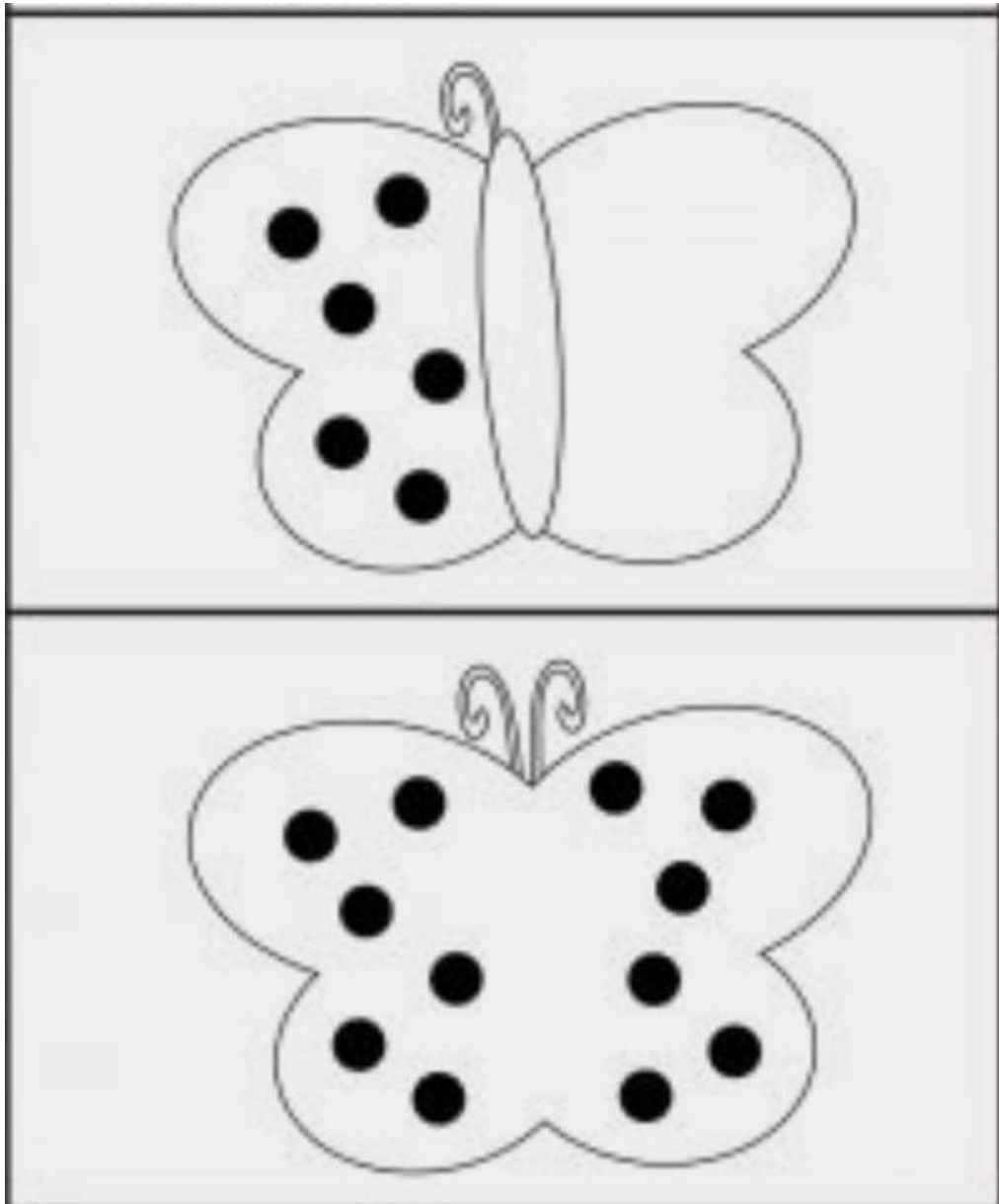
Count and color the objects. Trace the numbers.

Worksheet 8

Objective: To enable the children to count objects.


Paste six black bindis on the butterfly in picture number one to make it look similar to the butterfly in picture two.



Worksheet 9

Objective: Improvement of fine motor skills.

Let us make the flower colourful by putting thumb prints in the picture.
Use water or poster colours.



Activity 1: Virtual Trip - Visit to the Circus

Objectives: Enhancing general awareness of the children and developing language skills.

Let us enjoy the fun filled circus at the link

<https://www.slideserve.com/audra/the-circus>

Paste your pictures of the activities in the boxes

I am the clown

circus animals

**My magic tricks
in my virtual trip)**


yummy food (enjoyed

Activity 2: Story Time-The lion and the mouse

Objective : Language Development and vocabulary building with the help of story telling.

<https://www.youtube.com/watch?v=GxcGVCEEdcU>

Listen to the story of 'The lion and the mouse and make the props to narrate the story.



Colour the picture.

Enjoy your holidays & have a wonderful vacation.

