

HANSRAJ PUBLIC SCHOOL


SECTOR 6, PANCHKULA

Summer Assignment | Class II

Name: _____ Section: _____ Roll No: _____

Happy Holidays!

Here's wishing you all the joys of the summer season.



Message from Principal



Dear children

Greetings and wishes for your good health and safety!

Learn from yesterday, live for today, hope for tomorrow. Remember, self-belief and hard work will always earn you success.

We began this session with a hope that we will be seeing you in the school but because of the pandemic, once again you all have been attending virtual school with regularity. It gives me immense pleasure to say that Hansarians are working hard on all aspects of learning, taking part in a number of activities.

Now, dear children, it is time for the much awaited summer vacation. These vacations like the last year are going to be different than any before. To keep safe and healthy you will be staying indoors and are not going out to visit places and people. Nevertheless you can utilize this leisure time to improve upon your skills and learn new ones. It is an excellent opportunity for you to become friends with books. Reading stories will help you expand your mind, your language skills and your understanding of people, cultures and practices beyond your scope. Those who read always have an edge over others.


Enjoy this unrestricted time your family members, listen to their stories about times before and share with them what you think about things around you. Learn new things, develop a hobby and indulge in activities which exercise your body and mind. Let technology enable you to gain insight into subjects of interest, use it as an aid to visit places virtually and learn about people who made a difference.

The most important thing, dear children, is to keep asking questions. Questions help us to find answers. You are full of potential and promise so gear up and spread your imagination and use these holidays to further enhance your skills and personality.

The holiday homework has been planned to help you to not only revise the concepts learnt but also to explore and stretch your knowledge. So enjoy and learn as you complete the tasks set for homework.

Stay home, stay safe!

Jaya Bhardwaj



I love summer, summer is
hot.

It's sun and shade.

It's water to wade.

It's frogs and bug

It's eating outside.

It's a tree swing ride.

It's tomatoes and corn.

It's dew in the morn.

It's dogs and boys

And lots of noise.


It's a hot sunny sky.

It's SUMMER. That's why

I Love Summer.

INDEX

TOPIC	Page No.
General Instructions	1-2
ENGLISH	3-9
HINDI	10-13
MATHS	14-16
EVS	17-19
Value Education	20-22
Physical Activities	23-25

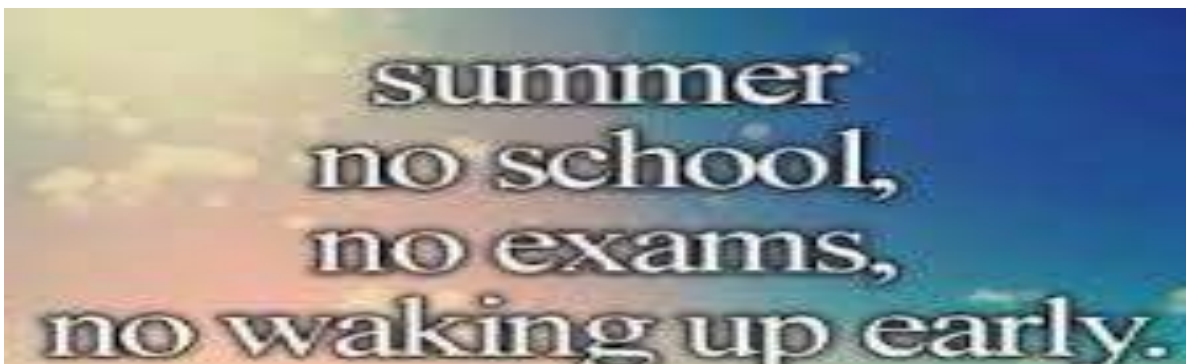


Dear Parents

This holidays homework has been designed with the aim of revision and reinforcement of topics taught. Here are certain things we should keep in mind in these vacations:

1. Kindly supervise your child in doing the given Holidays Assignment.
2. All the pages of the summer assignment are to be done neatly
3. Arrange all the pages of your assignment in correct sequence, punch the pages and put them in a file. Decorate the file nicely, encourage your child to decorate it.
4. This summer break let us try to make our children aware of importance of diet, exercise, meditation and discipline in life.
5. ***'Todays Readers are Tomorrows Leaders'***
Lets develop the habit of reading in our children:
 - a. Read to your child every night- a story or a newspaper clipping.
 - b. Encourage your child to read books-Fairy Tales, Panchtantra Tales, Enid Blyton. Mark interesting newspaper clippings for them.
 - c. The book set has a scholastic story book for reading. Encourage your child to read this book.
 - d. Help the child to find out the meanings of at least 2 new words everyday.
 - e. In this time of Corona Pandemic, we need to maintain personal hygiene.

6. **Make your child responsible-** Assign some duties like filling bottles, laying the dining table, clearing the table, folding clothes, reading to an elderly member of the family, cleaning up of their own room, watering plants, feeding birds. Click pictures of the child doing these activities and make an e-collage and send to the respective class teacher.
7. Make 1 article with **Best out of Waste-** You may use egg tray, plastic bottles, milk packets, newspapers, old cloths, pencils, etc. Click pictures and send to your teacher.
8. **Emotional and physical well being-** Children have a natural tendency to enjoy outdoor games which may not be possible in present times. So, dear parents:
 - a. *Exercise regularly with them-* Yoga, Fun games, etc. Also play indoor games like Ludo, Carrom board, Chess, Pictionary, etc. Click pictures of your child playing and make an e-collage and send it to the respective class teacher.
 - b. *Do not give stress* to the children by talking negatively about the situation and about people around them.
 - c. *Develop positive thoughts-* Listen to your child and discuss problems. Encourage your child to read stories to strengthen their reading and creativity skills.



ENGLISH

TREE OF BOOKS

Read the story book in your book set and do the given **Fun Activity** to create a beautiful Tree.

Material required:

Pastel sheets: green, brown, yellow and red, scissors, glue, markers.

1. Use the tree made by you in Art/Craft class and cut out leaves with red sheet to write the characters of the story.
2. Cut green leaves to write the name of things in the story.
3. Cut a yellow leaf and write the name of the author.



Also, **circle the articles**(a,an,the) in your story book. Discuss with your parents why the particular article is used.

Underline the Nouns from the story and segregate them as common and proper.

Common Nouns	Proper Nouns



CAPTION THE PICTURE

You will have a good time scrambling your old pictures and reliving good times with this FUN ACTIVITY.

1. Take your/ your family's old photos/albums.
2. Take a sheet of paper and make a collage with these pictures. If you have too many pictures, you may make an album.
3. **Write a caption under each picture.**
4. **Each caption needs to be different from the other.**
5. **Also write how your family's dressing was different from your dressing now.**
6. Preserve this collage/photo album.



At the Zoo!

Underline the **nouns** in each sentence.

The children ride a bus to the zoo.

A boy pets a starfish in the water.



A monkey eats a banana in the tree.

The penguin jumps into the pool.

My teacher likes the swans near the pond.



The girls feed the goats in the barn.

The class watches a show with dolphins.

A boy eats a sandwich on the bench.

A butterfly flies onto a leaf.



The shop has fun toys and clothes.



ENJOY A VIRTUAL TRIP TO THE ZOO

using this link-- <https://www.youtube.com/watch?v=d7TDzn-7v4k>


After the trip, fill in the table and think of appropriate proper nouns.

	Common Noun	Proper Noun
Animal with tusks and trunk		
King of the jungle with a mane		
Animal having thick skin		
Animal that eats bananas		
Animal with a long neck		
Animal with a hump		
Largest animal in the cat family		

Alphabetical Order

Arrange the given word lists in the correct alphabetical order.

<u>List #1</u>	<u>List #2</u>	<u>List #3</u>
pumpkin	apples	leaves
harvest	farmer	red
crow	sunflower	yellow
acorn	tree	orange
fall	corn	brown
<u>List #1</u>	<u>List #2</u>	<u>List #3</u>
_____	_____	_____
_____	_____	_____
_____	_____	_____
_____	_____	_____
_____	_____	_____



Also, write the names of your family members in Alphabetical order.

THE NEW BICYCLE

Read the passage and answer the questions given below:

Emma has a new bicycle. It is bright pink and shiny.

It was gift from her uncle. He hid it behind a bush to surprise her.

When Emma looked behind the bush and saw the bicycle, she jumped with joy. It was just what she wanted. She her uncle a big hug.

She loves her bicycle and her uncle.

Q1. What is the colour of the bicycle?

A1. _____

Q2. Who gave a gift to Emma?

A2. _____

Q3. Where was it hidden?

A3. _____

Q4. What did Emma do when she saw the bicycle?

A4. _____

हिन्दी ग्री ष्मकालीन कार्य कक्षा - 2

- AUP अभ्यास पुस्तक पृष्ठ २- 8.
- सुलेखाभ्यास पृष्ठ 1-10.

Worksheets.

- चित्र वर्णन (चित्र देखकर ६-७ वाक्य लिखें व उचित शिर्षक भी दें)
- मेरी पहली कविता (समानलय शब्दों से प्यारी सी कविता लिखें)
- रचनात्मक लेखन (अपने परिवार के एक सदस्य पर ५-६ वाक्य लिखें व उस सदस्य का चित्र भी चिपकाएं ।

- बच्चों आप पुराने जूते के डिब्बे या पुराने गत्ते से कूड़ादान बनाओ व अपने घर में इस्तेमाल करें ।
- स्वर की चित्र पत्रिका बनाओ (अ- अः तक)


निर्देश:-

- स्वर को अलग- अलग रंग दे(जैसे अ- लाल, आ- हरा ा)

दो शब्द हर मात्रा का लिखकर उसी शब्द का चित्र भी चिपकाएं

चित्र लेखन

प्यारे बच्चों नीचे दिए गए चित्र को रंग भरों
और चित्र का उचित शिर्षक लिखकर उसकी
व्याख्या ६-८ वाक्य में लिखिए :-



मेरी पहली कविता

बच्चों आओ कल्पना करें कि आप डारिमान के साथ
आकाश में घूम रहे हैं जहाँ पर चंदा मामा और तारे
बादलों के साथ आपका स्वागत कर रहे हैं अब इसी
कल्पना के आधार पर एक कविता A-4 sheet पर
लिखें व उसे सजाइए :-



रचनात्मक लेखन

विषय:- अपने परिवार के किसी एक सदस्य पर आप ५-६ वाक्य लिखें। (सदस्य का चित्र भी चिपकाएं)

MATHS

Even or Odd word problems

Answer the following

- 1 Do you usually buy an odd number of shoes or an even number of shoes ?

- 2 Are the total number of letters in English alphabet even or odd ? _____
- 3 Even numbers must end with a 2,4,6 ,8, or _____
- 4 Odd numbers must end with a 1,3,5,9, or _____
- 5 Which of these number is Odd 22,44,66 or 77 ? _____
- 6 Add 9 and 5 together .Is answer even or Odd ? _____
- 7 Which shape has an odd number of sides- triangle ,square, rectangle ?

- 8 Does a car usually have an odd or even number of tyres ? _____
- 9 When you buy a dozen eggs ,are you getting an odd or even number of eggs?

- 10 In a basket ball game ,the Lakers scored 101 points. The bulls scored 104 points. Which team scored an odd number of points ? _____
- 11 Which of these numbers is even 65,83,26, or 19 ? _____



Making New Numbers

1 Form 3 – digit number with 7 ,3 and 8 .Tick the smallest number.
Then,write all the numbers in increasing order .

2 Form 3 – digit numbers with 5 , 6 and 4 . Tick the greatest
number. Then ,write all the numbers in decreasing order.

3 Form the smallest and greatest number using the given digits :

Digits	Greatest number	Smallest number
(a) 3 , 2 ,5		
(b)7 , 0 ,4		

Note :Do page1to 6, 8to 12and 14 to 19 of Maths worksheet book

Learn tables 2to 6

Mental Maths Corner

1 What number will you get if you replace the digit at the tens place with 8 in the largest 3- digit number ? _____

2 What is the face value of the digit at the ones place in the number which is 5 more than the smallest 3 —digit number ? _____

3 Tinkle formed a 3 — digit number whose first and last digits were equal and they were two less than 10 .The digit at the tens place was 6 .What number did Tinkle form ? _____

4 In the town — fair, Barbie doll was for Rs 345 in shop A and for Rs 350 in shop B. From which shop should Hariti buy her doll ?

Shop A Rs _____ shop B Rs _____

_____ < _____

Hariti should buy the doll from shop



EVS

“A HEALTHY OUTSIDE STARTS FROM THE INSIDE”

Reading the quote above, write the healthy habits that you follow from the week (8.6.21 to 14.6.21) in the tabular form

Days	Healthy Eating Habits
Monday	
Tuesday	
Wednesday	
Thursday	
Friday	
Saturday	
Sunday	

Have a nice talk time with your parents and find out how their childhood was different from yours like kind of school ,games ,food habits etc. may be discussed.

Now compare and write the few differences in the table given below:

My Parents Childhood	My Childhood
There was no access to the internet	I have access to the internet on my parents phone

Each student think of at least 5 rules they should follow in online class and will write them on A4 size sheet

- Make a bird feeder to feed the birds and keep water pot for them, Click pictures of birds feeding and paste them in scrap book
- What will you do to keep Covid 19 out of your house. Write in 5 sentences



VALUE EDUCATION

FUN TIME

Title :- A Goose That Laid The Golden Egg.



'The goose that laid the Golden Egg.'
Children with the given link you can enjoy the story

You tube link:-

<https://youtu.be/32Lm2D83Ma0>

Now let's see how much you know about the story by doing the exercises given below:-

1. Tick ☐ the adjectives that describe the farmer.

<input type="checkbox"/>	kind
<input type="checkbox"/>	greedy
<input type="checkbox"/>	unkind
<input type="checkbox"/>	rich
<input type="checkbox"/>	clever

<input type="checkbox"/>	poor
<input type="checkbox"/>	good
<input type="checkbox"/>	bad
<input type="checkbox"/>	cruel
<input type="checkbox"/>	lucky

2. Number the sentences 1 -6 to tell the story.

- ☐ The goose laid golden eggs.
- ☐ A poor farmer had a goose.
- ☐ There were no eggs inside the goose.
- ☐ The farmer became rich.
- ☐ The farmer cut the goose open.
- ☐ The farmer wanted all the eggs at once.



Word Search: The Goose that Laid the Golden Egg

Listen to this great story, then find all the hidden words in the puzzle!
Look carefully, the words can go in any direction.

E	G	G	T	I	M	E	T
F	G	O	V	Y	L	F	E
G	F	A	R	M	E	R	S
N	O	O	S	O	F	I	O
K	W	L	R	K	I	R	O
S	C	C	D	O	W	Y	G

Words to Find

Egg
Farmer
Goose
Gold
Wife



Story:- The Three Pots



**Children with the shared link enjoy the story –
The Three Pots.**

You tube link: <https://youtu.be/n7z7rTrLupc>

- **Now test yourself by solving the given exercises:**

Q1. Write the moral of the story?

Ans. _____

Q2. Write the name of the potter.

Ans. _____

Q3. Who was left abandoned in the story ?

Ans. _____

**Q4. What lesson the third pot has learnt in the end
of the story ?**

Ans. _____

- **Draw three pots and decorate them.**

PHYSICAL ACTIVITIES

JOG IN PLACE FOR 30-60 SECONDS.

ARM SCISSORS

SCISSOR ARMS STRAIGHT OUT IN FRONT OF THE BODY(RIGHT HAND OVER LEFT, THEN LEFT OVER RIGHT.) END WITH A 'GIVE YOURSELF AHUG' SQUEEZE!

WALL SITS

LEAN YOUR BACK AGAINST A WALL AND SLIDE DOWN INTO A SITTING POSITION. IF WALLSPACE IS LIMITED, HOVER ABOVE A CHAIR. HOLD FOR 5-35 SECONDS! BEAT YOUR OWN TIME.

DRAGON BREATHING

SIT UP STRAIGHT. BREATHE IN ALL THE WAY. STICK YOUR TONGUE OUT. BREATHE OUT LIKE A DRAGON.

**LIE DOWN ON THE GROUND
FOR 2 MINUTES WITH YOUR
EYES CLOSED.**



- * Paint Together**
- * Exercise Together**



- * Watch a Movie Together**



- * Make Lunch Together**

- * Be Crafty Together**



- * Let Them Help in the Home Chores**
- * Flip Through a Photo Album Together**



- * Love a Little More Today**



- * Listen to The Music & Dance Together**



- * Water the Plants**