

HANSRAJ PUBLIC SCHOOL

SECTOR 6, PANCHKULA

Summer Assignment | Class UKG

Name: _____ Section: _____ Roll No: _____

Happy Holidays!

Here's wishing you all the joys of the summer season.



Message from Principal



Dear children

Greetings and wishes for your good health and safety!

Learn from yesterday, live for today, hope for tomorrow. Remember, self-belief and hard work will always earn you success.

We began this session with a hope that we will be seeing you in the school but because of the pandemic, once again you all have been attending virtual school with regularity. It gives me immense pleasure to say that Hansarians are working hard on all aspects of learning, taking part in a number of activities.

Now, dear children, it is time for the much awaited summer vacation. These vacations like the last year are going to be different than any before. To keep safe and healthy you will be staying indoors and are not going out to visit places and people. Nevertheless you can utilize this leisure time to improve upon your skills and learn new ones. It is an excellent opportunity for you to become friends with books. Reading stories will help you expand your mind, your language skills and your understanding of people, cultures and practices beyond your scope. Those who read always have an edge over others.

Enjoy this unrestricted time your family members, listen to their stories about times before and share with them what you think about things around you. Learn new things, develop a hobby and indulge in activities which exercise your body and mind. Let technology enable you to gain insight into subjects of interest, use it as an aid to visit places virtually and learn about people who made a difference.

The most important thing, dear children, is to keep asking questions. Questions help us to find answers. You are full of potential and promise so gear up and spread your imagination and use these holidays to further enhance your skills and personality.


The holiday homework has been planned to help you to not only revise the concepts learnt but also to explore and stretch your knowledge. So enjoy and learn as you complete the tasks set for homework.

Stay home, stay safe!

Jaya Bhardwaj

INDEX

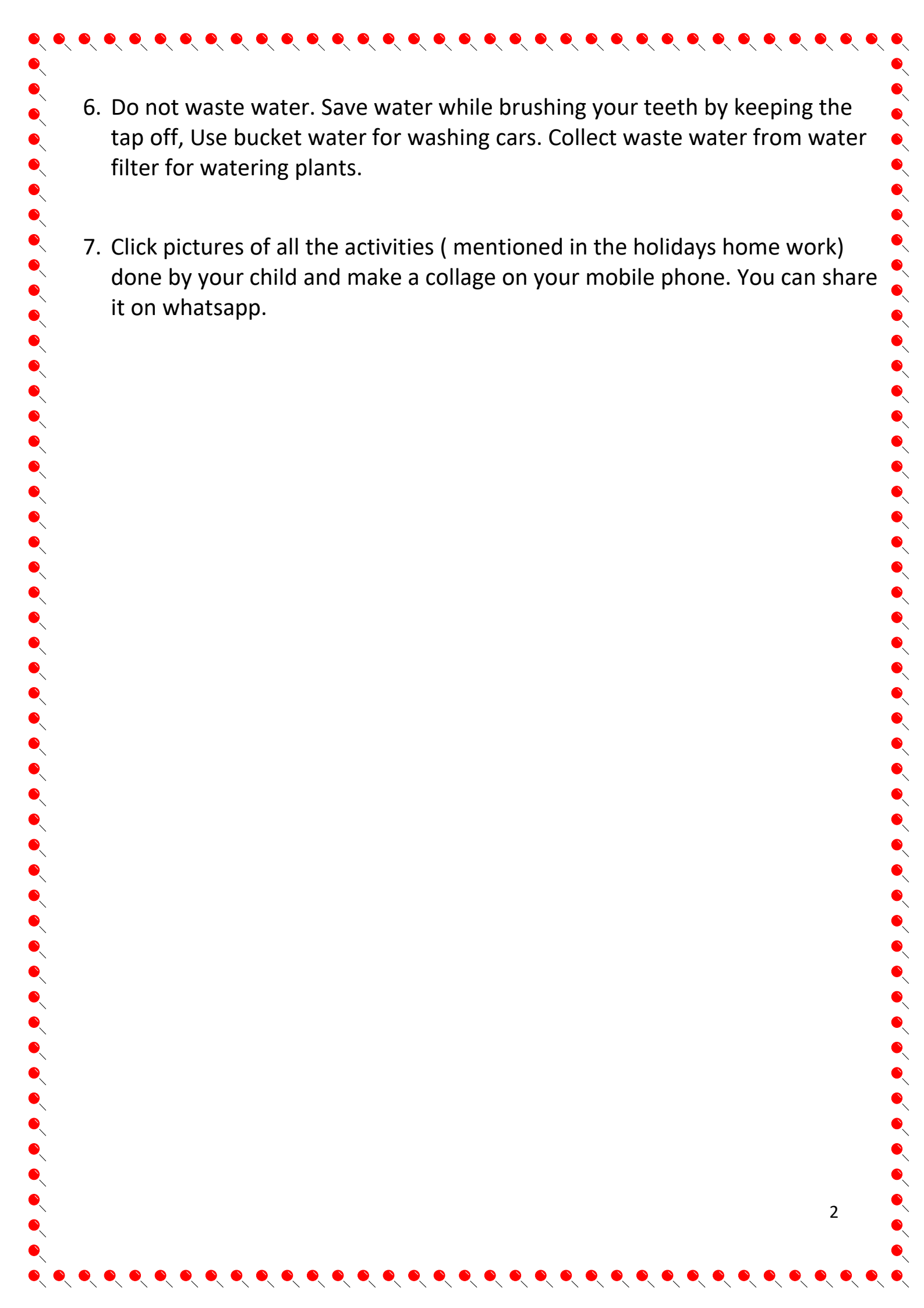
Sr. No.	Topic	Page No.
1.	Instructions	1-2
2.	English	3-6
3.	Hindi	7-9
4.	Cognitive	10-14
5.	Activities	15-20



Have fun with your little one

Things to do during the Summer Break

1. Build Vocabulary- Today's readers are tomorrow's leaders.
 - a) Read out a story from the Story Book every day to your child
 - b) Help your child picture read a story to you every day.
 - c) Encourage your child to read and encircle sight words, such as I, am, my, you, the, to, is, for etc. in the newspaper, old magazines or books.
 - d) Tag and display sight words in your home, as we do in the class e.g. on a chair paste a paper with chair written on it, so that the child often reads it. Similarly, you can tag door, table, bed, cupboard, dustbin etc.
2. I am responsible- Help your child to be independent by allowing him / her doing the following:
 - a) Buttoning and unbuttoning the shirt.
 - b) Learning to wear shoes and socks.
 - c) Laying the table
 - d) Clearing the work area after the activity.
 - e) Folding clothes.
 - f) Watering plants.
3. Physical and emotional well-being.
 - a) These are times like no others. The children would have usually gone for the trips to their relatives houses or on a vacation. So please talk to your child and show pictures of different places and monuments, arranging for a virtual trip.
 - b) Play indoor and outdoor games like bingo, word-ladder, hopscotch, bounce the ball, catch the ball, ludo etc.
 - c) Physical exercises should be done every day.
4. Rhyme time.
 - a) Learn all the rhymes that have been done in the class.
 - b) Prepare an English rhyme on good manners.
 - c) Prepare a Hindi rhyme on trees / plants.
5. Make flash cards. (make separate flash card for each letter and number)
 - a) English alphabets 'a' to 'z'.
 - b) Maths numbers 1 to 10.
 - c) Hindi Vyanjans.

- 
6. Do not waste water. Save water while brushing your teeth by keeping the tap off, Use bucket water for washing cars. Collect waste water from water filter for watering plants.
 7. Click pictures of all the activities (mentioned in the holidays home work) done by your child and make a collage on your mobile phone. You can share it on whatsapp.





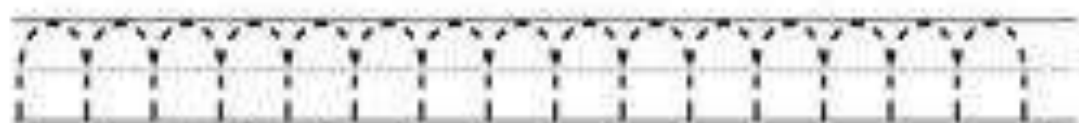


Summer Time

Summertime, summertime,
Let's go out and play.
Time for fun, and lots of sun
I love these kind of days.

Summertime, summertime,
Swimming to stay cool,
Pillow fights,
And late night bites
An awesome break
From school.

Learn the rhyme on summer time.

Trace the patterns by using different colour crayons

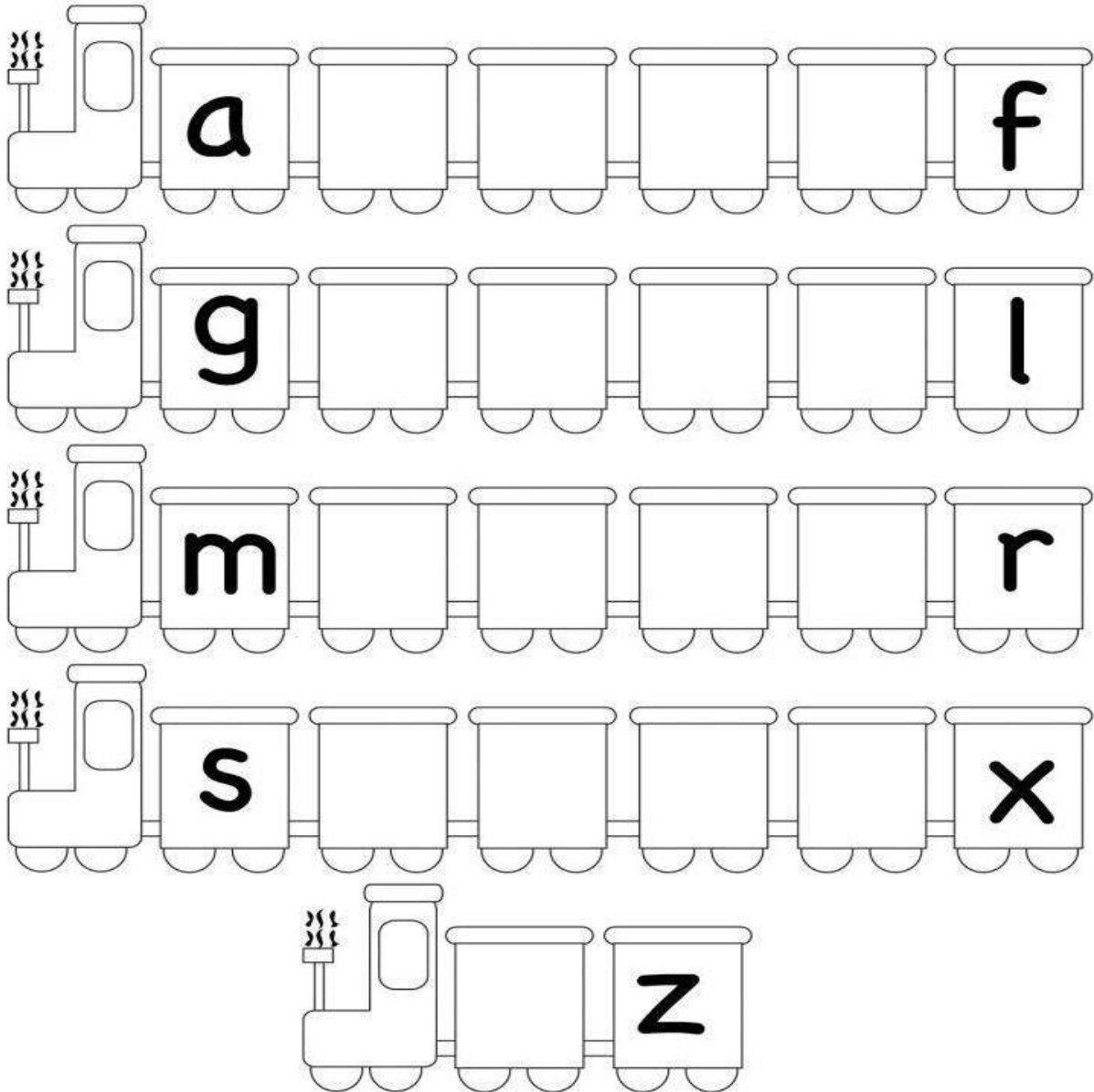


Activity: Draw similar lines on the floor with chalk, paint etc. and walk on them.

Alphabet train

Chhuk chhuk chhuk.....

Here comes the alphabet train. If you want a ride, fill in the missing letter.




Activity: Visit a virtual Railway Station with the help of You Tube Video.

Link: <https://www.youtube.com/watch?v=aKiUiKW9YUg>

Word Puzzle

Find the hidden 'a' vowel words & color them.




cat



van

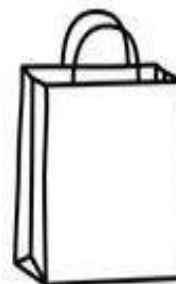


jam



pan

j	s	a	d	p
v	a	l	r	a
a	p	a	z	n
n	e	b	a	g
t	m	s	c	o
b	f	c	a	t
a	q	i	s	n
t	g	d	a	h
k	j	a	m	l
c	a	p	y	b



bag



cap




sad



bat


Finger printing Activity: Take red water colour, dip your finger and print it on the tomato. Colour vyanjan त




ColoringAll.com

नीचे दिए गए चित्र देखकर सही व्यंजन लिखो और रंग भरों।
















चित्र पहचान कर सही अक्षर पर गोल घेरा लगाइये।

	च ख क
	ज ख ग
	क र घ
	ग क घ

	ज झ क
	क च ख
	ज ग छ
	झ ज छ

Roll & colour

Take a dice, roll it for each row and colour your number.




Activity: Play a Board game of your choice using a dice.


Let's learn about left and right positions.
The hand which makes "L" is left and the other hand is Right.
Identify, circle and colour the selection.



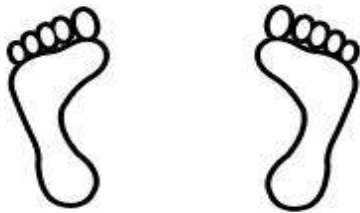
Circle the left hand



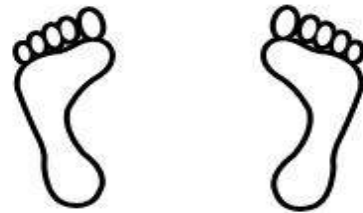
Circle the right hand




Circle the right foot



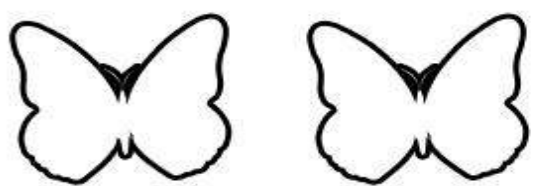
Circle the left foot



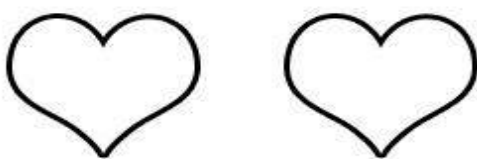
Circle the left leaf




Circle the right butterfly



Circle the left heart



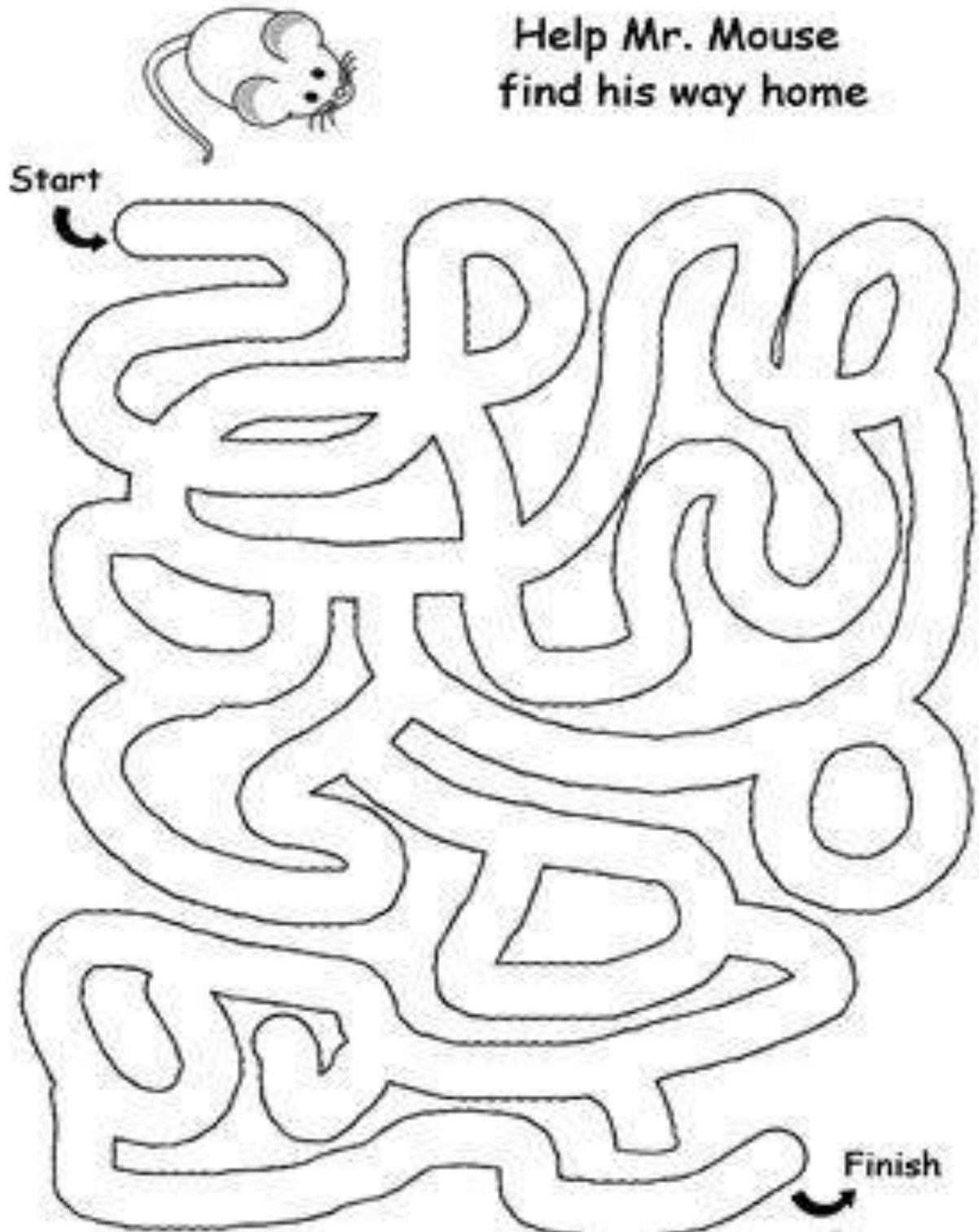
Circle the right flower



Activity- Keep few things on your right and say their names.
Keep some other things on your left side and describe them.

Mouse maze

Let's colour the path with green crayon.




Activity- Play the game “hide and seek” at home.

Water is a home to many animals in the form of sea.

Activity : Dip your finger tip in Blue water colour and trace the water waves.

Cut and paste pictures of water animals in the sea shown below.



Watch the video shared below on underwater world .

<https://youtu.be/Oxw6FoUNeT4> : video link

Answer the given questions in conversation form about your favourite water animal and share its video

Q1. Which is your favourite water animal?


Q2. What do you like about it?

Q3. Tell us something about it.

Draw your favourite water animal and colour it.

We have 5 sense organs which help us to see, hear, smell, taste and touch.

Draw and colour objects which you see, hear, smell, taste and touch in the boxes given below



Activity 1

● **My Feelings**

Let's learn about feelings and emotions by making fun craft. Draw faces showing common feelings and decorate them using your imagination. You can use toilet paper rolls, bottles, balloons or paper etc. Some ideas are given below.





How are you feeling today?

Pick up your feelings face and express yourself. Make a video and send it along with the Holidays Home Work.

Activity 2

Engineering Challenge

Use a simple material like ice cream sticks ,disposable cups, straws or toothpicks etc to create structures.
Make a structure of your choice .



Kinesthetic Activity-Learning by doing

Activity 3

“Motor Skills”

Gross Motor Skills & Fine Motor Skills. You can do any one of the following activities to enhance “Gross Motor Skills”

- Dance
- Cycling
- Hopscotch
- Aerobics

Or you can do the following activities at home to improve “fine motor skills.”

- Shelling out peas.
- Mashing the potatoes
- Rolling chapatis.
- Opening & closing bottle cap / tiffin box lid.
- Play dough
- Squeezing sponges.



Activity 4

Outdoor activity- nature shapes

Let us get hands on with the nature. Wear a mask and go for a nature walk in a park or near your house, hunt for leaves, stones, twigs, and flowers etc. Collect them and arrange them in different designs.

- a) Stone collection: By arranging stones, you can create images.



- b) Grass collection: Collect and enjoy new shapes.



- c) Collect flowers, put them in a string, and enjoy the garland.



- d) Be creative and enjoy the magic.



Activity 5

Dear children, let's make a Fork Lion



Things required:

1. Brown colour sheet/Scrap file
2. Black sketch pen
3. Bangle (to make lion face)
4. Orange water colour
5. Fork

Step1-Take a bangle/round object to make a circle with the black sketch pen

Step 2-Paste (googly eyes) or draw lion eyes, nose and moustaches with black sketch pen to complete a lion's face as shown .

Step3- Dip a fork into orange paint and go around the outside of the circle .

