



# Hansraj Public School

sector-6, Panchkula



Blue Print



Portfolio



Rubrics



Reading Bonus



Activities



Test Schedules

Syllabus



## Roadmap 2023-24

### Class: Nursery



## SCHOOL MOTTO

‘विद्ययाऽमृतमश्नुते’

विद्या से अमृत की प्राप्ति होती है ।’

'Through knowledge one attains immortality.'

The Vedas have declared that attainment of immortality is possible for those who attain knowledge, so one must always strive to acquire learning by staying with one's preceptor or the 'Guru'

## FOREWARD

*'A good plan is like a road map, it shows the final destination and usually the best way to get there'*

**- H. Stanely Hudd.**

Hansraj consistently strives to create a conducive environment for learning. This roadmap is a worthy effort in this direction to enable Hansarians to prepare well and excel in the current academic session. It aims to aid students and then parents to get an expansive overview of the syllabus to be covered throughout the session, with month wise division of chapters. To provide further guidance, clear segregation of periodic syllabus has been given. A blue print of subject wise exam paper along with division of marks has been included to enable our students to achieve high academic merit.

**Jaya Bhardwaj**

**Principal**

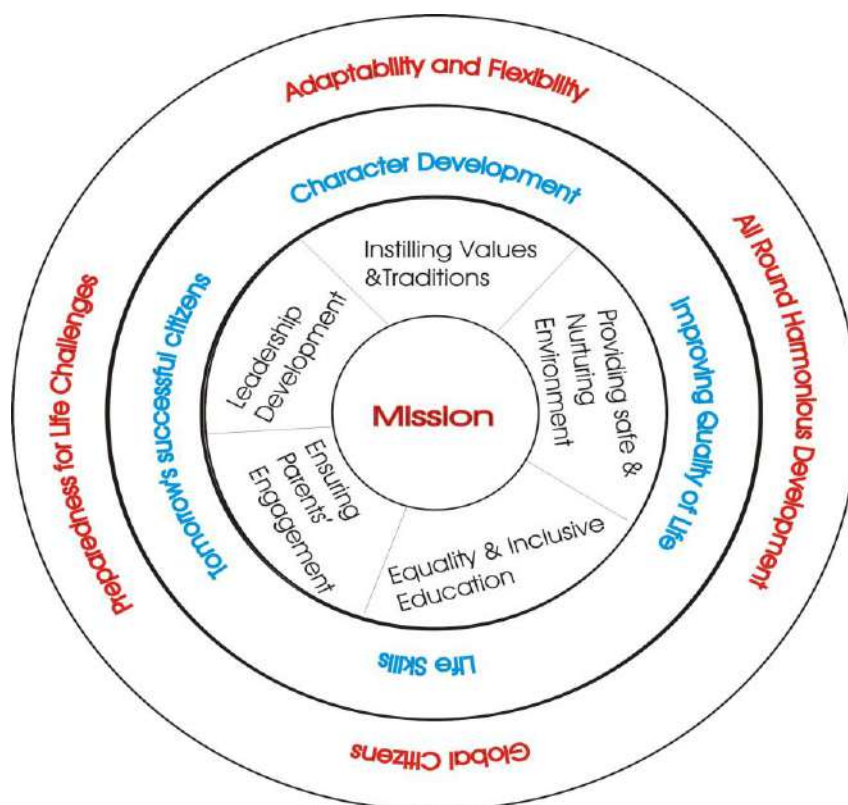
## Values, Vision and Mission:

**Values:** The school offers a unique blend of modern educational practices and basic values of India's ancient cultural heritage.

**Vision:** To inspire young students to be confident, considerate good human beings who would be lifelong learners with global attitude and responsible citizens.

**Mission:** HPS is committed to promote human values, provide a nurturing environment and engaging parents towards all round harmonious development of our students. To achieve this, the workforce at HPS:

- Ensures that each student acquires the knowledge, humane values and skills to achieve personal success and enrich community at national and international level.
- Prepares them to be responsible global citizens.
- Empowers learners to cope with both success and failure and prepares them to face the challenges of life.
- Instills the virtue of adaptability and flexibility to enable students to excel in complex and interconnected changing world.



## **GENERAL GUIDELINES FOR STUDENTS REGARDING NOTEBOOKS AND ASSIGNMENTS**

1. Maintain the index of the notebook diligently. Fill in all the columns.
2. Label the work done properly.
3. Be careful about spellings while working in the notebooks.
4. Do corrections after the notebook is corrected by the teacher.
5. Don't scribble on the pages at the back of your notebook.
6. Don't tear pages from the notebook for any reason.
7. Maps/Graphs/diagrams should be marked neatly. Labeling of maps/graphs/diagrams should be done with pencil and in block letters.
8. Worksheet / assignments to be pasted in the notebooks.



***“Success is no accident. It is hard work, perseverance, learning, studying, sacrifice And most of all, love of what you are doing or learning to do.”***

**- Pele**



# I. Learning Outcomes:

## Language Skills

### 1. Listening Skills

Students will be able to:

1. Understand commands.
2. Follow instructions given by the teacher.
3. Listen to various phonic sounds (a to z).
4. Discriminate between various phonic sounds.
5. Listen and responds to various rhymes.
6. Listen attentively to stories, poems and descriptions.
7. Listen and imitate the sounds of animals and birds.



### 2. Speaking Skills

1. Use simple greetings and courtesies.
2. Use common English words in their speech.
3. Speak clearly with adequate volume.
4. Recite letters and rhymes with proper pronunciation.
5. Name and recognize colours, shapes and objects.
6. Use appropriate greetings and magic words.(thank you , please)

### 3. Reading Skills

1. Read simple pictures.
2. Read letters of alphabets (a – z)
3. Develop an interest for picture reading and stories.
4. Sight read own name.



## 4. Writing Skills



1. Coordinate eye-hand movement.
2. Trace and draw lines, curves and patterns.
3. Free play with sand and clay.
4. Scribble with crayons.
5. Form letters of alphabets on sand, floor and in air.
6. Colour within a figure.
7. Join dots to make figures.
8. Colour independently.

## Cognitive Skills

Students will be able to:

1. Identify basic shapes and colours.
2. Make simple comparisons like big/small, fat/thin etc.
3. Count by rote and count (1-9) using beads, bindis etc.
4. Sorting objects according to colour and shape.
5. Identify objects in a mystery bag.
6. Sort, match and pair objects.(size, picture and colour)
7. Find missing objects from a tray.



## Environmental Concepts



Students will be able to:

1. Participate in class activities.
2. Use his/her senses to explore through touch, taste and smell etc.
3. Name different parts of body and sense organs.
4. Observe, select and manipulate objects and materials in their surroundings.
5. Recognise domestic and wild animals.
6. Recognise and discrimination fruits and vegetables.
7. Classify various vehicles as per different modes of transport.
8. Tell the basic uses of water.

# Creative and expressive art

## (A) Art and Craft

Students will be able to:

1. Can colour given shapes.
2. Show interest in paper tearing and pasting.
3. Create objects using clay.
4. Do hand, finger and thumb painting.



## (B) Music and Dance

1. Participate actively in musical activities.
2. Sing simple rhyme in tune.
3. Sing simple rhythm songs.
4. Enjoy dancing to music.

# Physical Development

Students will be able to:

1. Demonstrate basic loco motor skills like running, jumping, hopping etc.
2. Hold and throw a ball.
3. Co-ordinate eye-hand movement.
4. Participate in games, activities etc.
5. Walk backward and on a straight line.
6. Move the ball from one hand to the other.
7. Balance on a straight chalk line.



# Socio-emotional Development

1. Use good manners
2. Play comfortably with others.
3. Share toys and belongings.
4. Play respectfully with others.
5. Use words to describe feelings.
- 6.
7. Become friendly with classmates







## Language Skills

### Listening Skills

- Good morning song
- English prayer (God made the sun)
- Hindi prayer (Hey Bhagwan Tum Kite Acche)
- Story- The Hare and the Tortoise

### Speaking Skills

- Common Courtesies (Good morning, good afternoon)

#### Rhymes:

- Rolly Polly
- I am special
- Mummy ki roti golgol
- Red redred I love red

### Language Functions:

#### Self-introduction

- My name is -----
- I read in class Nursery.
- I am three years old.

### New Vocabulary:

- Sun
- Mountains
- Trees
- Circle
- Big and small



### Pre-Reading Skills

- Picture reading
- Flashcards

### Pre-Writing Skills

- Free play with clay and sand
- Scribbling with crayons

### Cognitive Skills

- Concept big and Small
- Shape circle
- Recognition of colour red



### Environment Skills

- Myself (self-introduction)
- Story on myself
- Baisakhi celebrations
- Red Day celebrations

### Physical Development

- Warm up exercises
- Walk on a straight line
- Holding the ball




### Listening Skills

- Good morning song
- Magic Words (Sorry, thank you, Please)
- English prayer (God made the sun)
- Story (The Hare and The Tortoise)

### Speaking skills

#### Rhymes

- My clean body
- Nanhimunni
- All about me
- I am special




### Language functions(seeking permission)

- May I drink water?
- May I go to the washroom?

### New Vocabulary:

- Smiley face
- Bangle
- Coin
- Up and Down
- Happy
- Sad



### Expresses opinion

- I am happy.
- I am sad.

### Pre reading skills

- Picture reading
- Flash cards
- Vocabulary words



### Prewriting skills


- Slate writing
- Scribbling
- Tracing on wheat flour

### Cognitive Skills

- Concept up and down
- Shape circle
- Big and small

### Environment skills

- Me and myself
- Body parts
- Story on Magic words
- Come on and answer me (Thinking Skills)



### Listening Skills

- Lower case letters with Phonic Sounds (a and b and their Phonic songs)
- D.A.V Anthem
- Listen rhymes and stories
- English prayer (God made the sun)
- Hindi Story (The Hare and The Tortoise)

### Speaking skills

- Letters a and b with their phonic sounds.
- The Aa and Bb songs

### Rhymes

- My clean body
- Up in the blue sky
- I love my mom
- Meri mummy pyari hai
- Eyes are to see
- Ek kauwa pyaasa tha
- Members of a family take care of you



### Language functions

- May I come in?
- Can I do colouring?

### New Vocabulary:

- Please
- Sorry
- Thank you
- Excuse me
- Fast and slow

### Expresses opinion

- I enjoy playing on the swings.
- I am fond of sweets.

### Pre reading skills

- Picture reading
- Flash cards
- Vocabulary words



#### Prewriting skills

- Clay moulding of letters a and b
- Slate writing
- Scribbling
- Tracing letters on wheat flour



#### Cognitive Skills

- Standing line
- Sleeping line
- Colour Blue
- Concept fast and Slow

#### Environment skills

- My Family
- Five sense organs
- Magic words
- Come on and answer me (Thinking Skills)
- Vanmohtsav celebration



#### Listening Skills

- Letters c, d and e with their phonic sounds
- Phonic song
- National Anthem
- Independence Day song

#### Speaking Skills

- Letters c , d and e with their Phonic sounds
- The Cc ,Dd and Ee songs
- Show and tell

#### Rhymes

- Our Tricolour
- Rang birangirakhi





- We say thank you
- Hua sawera jaldi uth

#### Language Functions:

- Can I have my turn?
- What a beautiful picture!

#### New Vocabulary:

- Beautiful
- Butterfly
- Special
- Festival
- Stones

#### Pre reading Skills

- Picture reading
- Flash cards
- Vocabulary words

#### Pre-writing skills

- Cotton swab painting
- Slate writing
- Scribbling
- Tracing on rice tray
- Sand tray



#### Cognitive skills

- Introduction of standing, sleeping and slanting lines.
- Shape circle
- Concept fat and thin

#### Environment Skills

- National Symbols
- Story on good manners
- Come on and Answer me!
- Independence day Celebration
- Rakha Bandhan Celebration



### Listening Skills

- Letters f, g and h with their phonic sounds
- Phonic song
- Move and Groove animal songs
- Rhymes

### Speaking skills

- Letters f, g, h, with their Phonic sounds
- The Ff, Gg, Hh songs
- Show and tell

### Rhyme

- My teacher
- Tasty fruits
- Aah tamatar bade majadar
- Vegetable Rainbow

### Language Functions:

- So nice of you!
- Do you like painting!

### New Vocabulary:

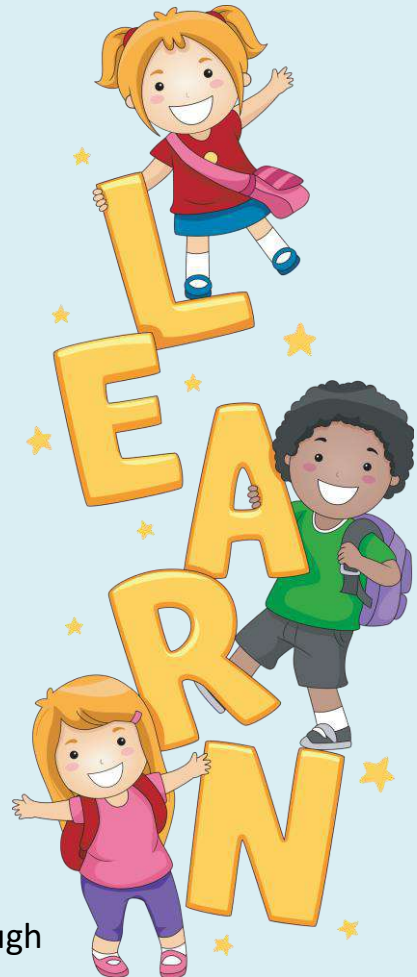
- Pretty
- Card
- Careless
- Forget
- Painting
- Careful

### Pre reading Skills

- Picture reading
- Flash cards
- Vocabulary words

### Pre writing skills

- Pushing beads into play dough
- Slate writing
- Scribbling
- Air writing with finger
- Sand tray



### Cognitive Skills

- Shape Square
- Concept close and open
- ZigZag lines
- Introduction of number 1

### Environment skills

- Fruits and Vegetables
- Teacher's Day Celebration
- Janamashtami Celebration
- Coconut Day Celebration

October

### Listening skills

- Letters l, j, k and I with their phonic sounds
- The phonic song
- Move and Groove animal songs
- Bruno Tells The Truth

### Speaking skills

- Letters l, j, k, l with their Phonic sounds
- The li, Jj, Kk and Ll songs
- Show and tell

### Rhymes

- Tasty fruits
- Vegetable Rainbow
- Ah! tamatar bade Mazedar
- VarnmalaGeet

### Language Functions:

- Don't do that!
- Be careful!



### New Vocabulary:

- Tomorrow
- Dinner
- Chew
- Hand wash
- Bunch

### Pre reading Skills

- Phonic awareness
- Discussion
- Flash cards
- Vocabulary words

### Pre-writing skills

- Finger games
- Play dough
- Threading and lacing
- Craft activity

### Cognitive Skills

- Shape Square
- Concept close and open
- Curves
- Introduction of number 2 and 3

### Environment skills

- Healthy and unhealthy food
- Come on and Answer me!
- Dussehra Celebration



### Listening Skills

- Letters m, n, o, p with their phonic sounds
- Phonic song
- Rhymes
- Bruno Tells The Truth

### Speaking skills

- Letters m, n, o, p, with their Phonic sounds
- The Mm ,Nn, Oo,Pp songs
- Show and tell


#### Rhymes

- My school
- Come to School
- Gayatri mantra
- Varnmalageet

#### Language Functions:

##### Expressing choices

- I like apples/mangoes...
- I dislike vegetables.



#### New Vocabulary:

- Healthy
- Bunch
- Fresh
- Throw
- Ground

#### Pre reading Skills

- Letter knowledge
- Picture reading( in my school)
- Flash cards
- Vocabulary words

#### Pre writing skills

- Tracing of letters
- Slate writing
- Air writing with finger
- Scribbling







### Cognitive Skills

- Shape Square
- Concept of Long and short
- Curves
- Introduction of number 4 and 5

### Environment skills

- Festivals
- Table Manners
- Healthy and unhealthy food
- Diwali Celebration
- Guru Nanak Jayanti Celebration



### Listening Skills

- Letters q, r, s, t with their phonic sounds
- Phonic song
- Move and Groove animal songs
- Rhymes
- The Qq,Rr,Ss,Tt Songs
- Pepper is careless (story)

### Speaking skills

- Letters q, r, s, t with their Phonic sounds
- The Qq,Rr,Ss,Tt Songs
- Mystery bag
- Show and tell

### Rhyme

- Animal Homes
- Jungle





- BadhaihoSheru
- Naughty Monkey

#### Language Functions:

- I am feeling sick.
- I am feeling hot/cold.

#### New Vocabulary:

- Found
- Waiting
- Corner
- Clean
- Tangy

#### Pre reading Skills

- Picture reading( Animals)
- Animal sounds
- Flash cards
- Vocabulary words

#### Pre writing skills

- Pushing beads into play dough
- Tracing letters
- Bubble wrap
- Squishy bags
- Lego blocks

#### Cognitive Skills

- Shape Triangle
- Concept of Long and short



- Introduction of number 5 and 6

#### Environment skills

- Animals (domestic and wild animals)
- Christmas Celebration

January

#### Listening Skills

- Letters u, v, w with their phonic sounds
- Phonic song
- Move and Groove animal songs
- Rhymes

#### Speaking skills

- Letters u, v, w with their Phonic sounds
- The Uu, Vv, Ww songs
- Show and tell

#### Rhyme

- Naughty monkey
- Jungle
- Animal homes
- Badhaihosheru

#### Language Functions:

- I want to go to the park.
- Thank you so much.

#### New Vocabulary:

- Tunnel
- Snail
- Whistle
- Wild
- Domestic



#### Pre reading Skills

- Flash cards
- Vocabulary words
- Picture reading

#### Pre writing skills

- Masking tape letters
- Water painting
- Air writing with finger
- Chalk writing

#### Cognitive Skills

- Shape Triangle
- Concept Same and different
- Curves and Patterns
- Introduction of number 7

#### Environment skills

- Means of Transport( Land Transport)
- Lohri celebration
- Republic Day celebration



February

#### Listening Skills

- Letters x, y and z with their phonic sounds
- Phonic song
- Rhymes

#### Speaking skills

- Letters x, y and z with their Phonic sounds

- The Xx ,Yy and Zz songs
- Show and tell

### Rhyme

- Twinkle twinkle traffic lights
- Chukchuk rail gaadi
- My Bicycle
- Airport

### Language Functions:

- Do you like it?
- I enjoy eating ice-cream.

### New Vocabulary:

- Pilot
- Airport
- Transport
- Vehicle
- Engine



### Pre reading Skills

- Label common objects
- Picture reading
- Flash cards

### Pre writing skills

- Bubble wrap
- Squishy bags
- Air writing with finger
- Sand tray

### Cognitive Skills

- Shape triangle
- Concept of Same and Different





- Practice of curves and patterns
- Introduction of number 8 and 9

#### Environment skills

- Means of Transport
- Water Transport
- Air Transport



#### Listening Skills

- Revision of letters a to z with their phonic sounds
- Phonic song
- Rhymes

#### Speaking skills

- Call out letters with their Phonic sounds
- Revision of letters song
- Show and tell

#### Rhyme

Revision of all rhymes

#### Language Functions:

- I love reading books.
- Can I help you?

#### New Vocabulary:

- Bright
- Ride
- Hot and cold
- Lever
- Track

#### Pre reading Skills

- Sing along
- Flash cards
- Vocabulary words

#### Pre writing skills

- Lego blocks
- Masking tape letters
- Air writing with finger
- Sand tray

#### Cognitive Skills

- Shape Triangle
- Concept same and different
- Practice of curves and patterns
- Revision of numbers 1 to 9

#### Environment skills

- Means of Transport
- Uses of Water



## Enrichment Activities

Name of Activity	Related Topics	Learning Outcomes	Mode of Activity	Methodology/ Procedure	Skills developed
<b>1.Little hands at work</b>	Myself	To enhance their fine motor skills/ to enhance their confidence and courage them to express.	Individual	Dip hands in colours and do hand printing	Fine motor skills and speaking skills.
<b>2. Mother's Day</b>	My family	Understands the role of mother with in the family	Individual	Speak 2-3 lines on my mother and making card for their mother.	Speaking skills and fine motor skills.
<b>4.Shape walk activity</b>	Shape circle	Eye, hand and foot co-ordination	Group	Students will find 1 object each of circle shape.	Listening skills and gross motor skills.
<b>5. Van Mahotsav</b>	Green colour and importance of trees	Enhance sensorial skills and creativity.	Individual	Collect leaves for school garden and make leaf impressions.	Fine motor skills and creativity.
<b>6. Show and tell</b>	My favourite toy.	To build their confidence and express themselves	Individual	Speak 3-4 lines on my favourite toy.	Speaking Skills and confidence.
<b>7.Rakshabandan</b>	Festival:	To understand	Individual	Students will	Fine motor

	Rakshabandan	the love and bond		decorate the cut out of Mickey Mouse/Doremon.	skills
<b>8.Sensory play</b>	Sense organs	To enhance their sensory skills.	Group	Students will touch and feel different textures.	Exploration, curiosity and problem-solving.
<b>9.Paper crumbling</b>	Independence Day	To enhance their hand strength and develop eye-hand coordination.	Individual	Students will take paper and crush it and make round balls and paste in the flag.	Fine motor skills and eye-hand coordination.
<b>10.Stringing beads</b>	Numbers	Practice colour recognition and improve eye-hand coordination.	Individual	Students will take thread and will put the beads/pasta into the thread.	Visual motor and cognitive skills.
<b>11.Seed Germination</b>	Van Mohotsav	Understand the basic requirement for plant growth.	Individual	Students will put lentils in the wet cotton and will observe on regular basis.	Observation skills
<b>12.Table manners</b>	Good manners	Know about basic table manners and etiquettes.	Individual	Tell them about holding spoon and fork and keeping	Fine motor skills and eye-hand

<b>13.Fork Dandelion</b>	Children's Day activity	Know about a new flower design.	Individual	napkin properly.  Students will dip the fork in yellow colour paint and they will print above the stem to make a flower.	coordination.  Fine motor skills and creativity.
<b>14.Pouring activity</b>	Uses of water	Develop thinking process.	Individual	Students will transfer water from one glass to another	Fine motor skills and eye-hand coordination

## Extra Curricular Areas

Story	Rhymes	Special Projects	Research Work	Field Trip
<b>The Great Elephant</b>	Daddy's taking to the zoo	Identify Different textures Smooth,dry,silky Wet	Our touch investigation (smooth,rough, Soft and squishy)	Visit to Farm house
<b>The Capseller and the Monkey</b>	Jungle mein jaan war khelte	Paste five circular objects	Sink and float	Visit to church
<b>The Giant Turnip</b>	Bingo song	Paste five pictures/ wrappers of healthy food	Nature hunt	Visit to temple



	I am a little Teapot	Paste five square shaped pictures	Animal Research (zoo animal domestic,wild)	Visit to school garden
	Row, row, row the boat	Paste four National symbols of India.		Visit to school library
				Visit to zoo

## Physical Development Activities

### Unit 1

- Warm up Exercises
- Walk on a straight Chalk line
- Holding the ball
- Shape Hunt
- Catch and throw a ball
- Music and movement
- Freeze Dance



### Unit 2

- Balancing games
- Walking forward and backward
- Moves the ball from one hand to the other.
- Run over and under a rope.
- Phonic sound game



### Unit 3

- Hopscotch
- Animal walk
- Basic yoga postures
- Cone jump game
- Crossing my feet
- Stretching exercises

